

# Schacke

Urban Equipment · Building Equipment

## Building Equipment

• barricade • build • belay

Version IX





## The company: SCHAKE

The traditional company SCHAKE was founded in 1908 as a blacksmith and cart smith by Johann Schake in Wetter-Volmarstein. Over the course of decades it expanded to a modern, medium-sized enterprise led by the fourth generation of the family, and developed to one of the market leaders in Germany.

Today the company stands for Development, Customer Focus and Quality. SCHAKE as a brand became integrated Europe-wide and continues growing due to products „Made in Germany“. Modern production facilities provide further development of core competencies, so we are able to resume quality and capacity decisions in-house. Product development provides a modern and fast outcome in close collaboration with our customers. We live for our workpieces and focus on an individual production, where SCHAKE products are demanded and used in diverse markets. Additional to the importance of technical characteristics of finished products, our well-trained employees assist our partners with commitment and responsibility in their respective field.

The professional know-how of our staff enables us to develop and produce products for municipal demand and temporary applications on sites. Our products aim to assure safety for road users and adapt to the continuously increasing requirements of the market.

Long-time cooperations which originate from a personal level are the main reason for SCHAKE to keep putting our customers in the first place. This is notably shown by the customer satisfaction often connected to the company for decades.

For the future we will maintain our innovative cooperation with our partners as a reliable and essential supplier.

We hope you enjoy choosing our products!



Gerald Schake



Ralf Schake



Patrick Schake



Marc Schake



## 1. Traffic safety - pages 06 - 49

1.1 Traffic panels/ Panel fence	07 - 25
1.2 Sign holders	26 - 34, 39
1.3 Shaft tubes/ Sign poles	35 - 37
1.4 Marking/ Ramp system	38 - 44
1.5 Traffic cones/ Guide barriers	45 - 49



## 2. Infrastructure building - pages 50 - 65

2.1 Twine poles/ Equipment	51 - 53
2.2 Crowbars/ Lamp irons	54
2.3 Fixing pegs	55
2.4 Trench struts	56 - 59
2.5 Trench bridges	60 - 65



## 3. Mobile fence - pages 66 - 93

3.1 Mobile fences	67 - 74
3.2 Base plates	75
3.3 Mobile fence equipment	76 - 81
3.4 Transport- and storage racks	82 - 83
3.5 Mobile fence sets	84 - 85
3.6 Wooden mobile fence	86 - 87
3.7 Crowd barriers	88 - 93



## 4. Formwork - pages 94 - 113

4.1 Formwork props	95 - 99
4.2 Slanted props	100
4.3 Formwork beams	101
4.4 Window props	102
4.5 Formwork equipment	103 - 112

### Product liability:

We are under no product liability according to the Product Liability Act unless original parts are used. All articles will be shipped without decoration. Minor color deviations from those shown in the catalog are possible due to the properties of materials. All articles illustrated are reference articles of the manufacturer.

## 5. Building support - safety - pages 114 - 125

5.1 Scaffolding jacks	115 - 119, 121
5.2 Ladders	120
5.3 Safety rail guards	122 - 123
5.4 Bracket scaffolding	124



Traffic safety

Infrastructure building

## 6. Storage - transport - pages 126 - 145

6.1 Storage- transport pallets	127 - 134
6.2 Equipment for wheel barrows	135
6.3 Wheel barrows	136 - 137
6.4 Hand trucks/ Europallets/ Euroboxes	138
6.5 Crane- and loading forks	139
6.6 Transport security	140 - 144



Mobile fence

Formwork

## 7. Individual design products - pages 146 - 147



Building support safety

Storage - transport

## 8. Rental - pages 148 - 149



Individual design

Rental



# Traffic safety

Traffic safety

Infrastructure building

Mobile fence

Formwork


Building support safety

Storage - transport

Individual design

Rental





36NOXR  
indicating right

36NOXL  
indicating left



Please ask for individual colors and logo-options



info.scan



Please ask for logo-options

### Signal light for traffic panels PowerNox

with LED technology, for mounting on safety traffic panels and barrier fences, for one-side or double-side safety of multi-lane roads and motorways, with integrated battery box and dusk-to-dawn function, color: red, **BASt tested**

	Part-No.	Kg	Unit
light exits on one side, yellow	33NOXG1	1.0	10
light exits on both sides, yellow	33NOXG2	1.0	10
light exits on one side, red	33NOXR1	1.0	10
light exits on both sides, red	33NOXR2	1.0	10

### BASt turn traffic panel

for universal protection on highways and other streets, continuous support tube for high stability and protected film area for long life, socket for base plate part-no. 31NOX and lamp part-no. 33NOX color: white

#### Film RA1/A, hatched

	Part-No.	Kg	Unit
on both sides indicating right / left	36NOX	4.0	60
on one side indicating left	36NOXL	4.0	60
on one side indicating right	36NOXR	4.0	60
on both sides indicating left	36NOXLL	4.0	60
on both sides indicating right	36NOXRR	4.0	60

#### Film RA2/B, hatched

on both sides indicating right / left	36NOX2	4.0	60
on one side indicating left	36NOX2L	4.0	60
on one side indicating right	36NOX2R	4.0	60
on both sides indicating left	36NOX2LL	4.0	60
on both sides indicating right	36NOX2RR	4.0	60

#### Film RA1/A, arrowed

on both sides indicating right / left	36NOXP	4.0	60
on one side indicating right / left	36NOXPE	4.0	60

#### Film RA2/B, arrowed

on both sides indicating right / left	36NOXP2	4.0	60
on one side indicating right / left	36NOXP2E	4.0	60

### BASt base plate according to K1 30 Kg Type NOX

with pockets for BASt approved traffic panels made of high-value recycling material

with pockets  
1 x 40 x 40 mm  
3 x 40 x 40 mm and 2 x Ø 42 mm combined  
1 x Ø 48 mm

Size:  
width: 400 mm  
length: 850 mm  
height: 120 mm

	Part-No.	Kg	Unit
Recycled plastic material	31NOX	30.0	30





36055R  
indicating right



36055L  
indicating left



36055PR  
indicating right



36055PL  
indicating left



36055WR  
indicating right



36055WL  
indicating left

## Plastic traffic panel type 60

for universal protection of building sites, film area protected by outer edge, socket 60 mm x 60 mm, top socket Ø 42 mm for lamp mounting

### Film RA1/A, hatched

on both sides indicating right / left  
on one side indicating left  
on one side indicating right  
on both sides indicating left  
on both sides indicating right

Part-No.	Kg	Unit
36055	2.0	60
36055L	2.0	60
36055R	2.0	60
36055LL	2.0	60
36055RR	2.0	60

### Film RA2/B, hatched

on both sides indicating right / left  
on one side indicating left  
on one side indicating right  
on both sides indicating left  
on both sides indicating right

360552	2.0	60
360552L	2.0	60
360552R	2.0	60
360552LL	2.0	60
360552RR	2.0	60

### Film RA1/A, arrowed

on both sides indicating right / left  
on one side indicating left  
on one side indicating right  
on both sides indicating left  
on both sides indicating right

36055P	2.0	60
36055PL	2.0	60
36055PR	2.0	60
36055PLL	2.0	60
36055PRR	2.0	60

### Film RA2/B, arrowed

on both sides indicating right / left  
on one side indicating left  
on one side indicating right  
on both sides indicating left  
on both sides indicating right

36055P2	2.0	60
36055P2L	2.0	60
36055P2R	2.0	60
36055P2LL	2.0	60
36055P2RR	2.0	60

## Plastic traffic panel type 60W

for universal protection of building sites, film area protected by outer edge, socket 60 x 60 mm, on both sides

### Suitable as turn traffic panel

#### Film RA1/A, hatched

on both sides indicating right / left  
on one side indicating right  
on one side indicating left

Part-No.	Kg	Unit
36055W	2.0	60
36055WR	2.0	60
36055WL	2.0	60

#### Film RA2/B, hatched

on both sides indicating right / left  
on one side indicating left  
on one side indicating right

36055W2	2.0	60
36055W2L	2.0	60
36055W2R	2.0	60

#### Film RA1/A, arrowed

on both sides indicating right / left  
on one side indicating right / left

36055WP	2.0	60
36055WPE	2.0	60

#### Film RA2/B, arrowed

on both sides indicating right / left  
on one side indicating right / left

36055W2P	2.0	60
36055W2PE	2.0	60



Please ask for different colors or other indication





36045R  
indicating right

36045L  
indicating left



36045PR  
indicating right

36045PL  
indicating left



36057A  
indicating right

36057A  
indicating left



**Plastic traffic panel type 40**

for universal protection of building sites, film area protected by outer edge, socket 40 x 40 mm, top socket Ø 42 mm for transport

**Film RA1/A, hatched**

	Part-No.	Kg	Unit
on both sides indicating right / left	36045	2.0	60
on one side indicating left	36045L	2.0	60
on one side indicating right	36045R	2.0	60
on both sides indicating left	36045LL	2.0	60
on both sides indicating right	36045RR	2.0	60

**Film RA2/B, hatched**

on both sides indicating right / left	360452	2.0	60
on one side indicating left	360452L	2.0	60
on one side indicating right	360452R	2.0	60
on both sides indicating left	360452LL	2.0	60
on both sides indicating right	360452RR	2.0	60

**Film RA1/A, arrowed**

on both sides indicating right / left	36045P	2.0	60
on one side indicating left	36045PL	2.0	60
on one side indicating right	36045PR	2.0	60
on both sides indicating left	36045PLL	2.0	60
on both sides indicating right	36045PRR	2.0	60

**Film RA2/B, arrowed**

on both sides indicating right / left	36045P2	2.0	60
on one side indicating left	36045P2L	2.0	60
on one side indicating right	36045P2R	2.0	60
on both sides indicating left	36045P2LL	2.0	60
on both sides indicating right	36045P2RR	2.0	60

**Plastic traffic panel type 40A**

for universal protection of building sites, film area protected by outer edge, continuous aluminium tube 40 x 40 mm

**Film hatched, on both sides indicating right / left**

film RA1/A, red / white	36057A	3.0	60
film RA2/B, red / white	360572A	3.0	60
film RA1/A, yellow / red	36057SKA	3.0	60
film RA2/B, yellow / red	360572SKA	3.0	60


**Film arrowed, on both sides indicating right / left**

film RA1/A, red / white	36057PA	3.0	60
film RA2/B, red / white	36057P2A	3.0	60
film RA1/A, yellow / red	36057PSKA	3.0	60
film RA2/B, yellow / red	36057P2SKA	3.0	60

**Storage and transport rack**

easy-to-install frame for 80 safety traffic panels, for space-saving transport, the frame can be taken apart into compact units, including fastening material

	Part-No.	Kg	Unit
galvanized	36060	58.0	1



### Signal light for traffic panels PowerNox

with LED technology, for mounting on safety traffic panels and barrier fences, for one-side or double-side safety of multi-lane roads and motorways, with integrated battery box and dusk-to-dawn function, color: red, **BAST tested**

	Part-No.	Kg	Unit
light exits on one side, yellow	33NOXG1	1.0	10
light exits on both sides, yellow	33NOXG2	1.0	10
light exits on one side, red	33NOXR1	1.0	10
light exits on both sides, red	33NOXR2	1.0	10



Please ask for individual colors and logo-options



info.scan



### Spare key

for building site warning light with hex-wrench and double-plug, incl. pin for turning on and off

	Part-No.	Kg	Unit
plastic	31211S	0.1	10



### Stackable pallet for base plates

for a maximum of 30 base plates (3 base plates in width and 10 base plates in height)  
Vertical and cross tubes made of 50 x 50 mm square tube, suitable for transport by fork-lift and crane, the tulip shape of the feet gives the pallet stack stability  
Inside dimensions: 1.30 m x 0.63 m x 1.15 m  
Lashing strap for securing the feet included, can be combined with traffic panel basket 50380V-36

	Part-No.	Kg	Unit
galvanized	50380V-115	36.5	1



### Traffic panel basket for stackable pallets of the series 50380

by hanging in the basket onto the pallet (without tools)  
base plates and traffic panels can be transported and stored simultaneously. One traffic panel basket can fit a maximum of 16 traffic panels of all common types. The baskets have to be hanged onto both sides of the panel to manage the maximum of traffic panel and base plate combinations on the building site and in the warehouse with the smallest amount of effort

	Part-No.	Kg	Unit
galvanized	50380V-36	19.5	1



**Adaptation for traffic panels**

to take a maximum of 36 traffic panels of all common types, steel construction made of firm square tubes, securing of the panels by putting in cross tubes, adaptation screwable onto base part 3B214 + 3B214-2

	Part-No.	Kg	Unit
galvanized	3B214-36	45.0	1



**Storage and transport pallet for traffic panels**

vertical tubes made of 60 x 60 mm, cross tubes welded, can be moved by crane or forklift on 2 sides, frame can be combined with storage and base plate pallet item no. 3B214-36 inner dimensions: 2.10 m x 1.00 m x 1.10 m

	Part-No.	Kg	Unit
galvanized	3B214-2	49.2	1



**36NOX-SET1**

set of traffic panels with stacking pallet for base plates and box for traffic panels consisting of:

- 1 pc. stacking pallet galvanized part-no. 50380V-115
- 30 pcs. base plates type NOX part-no. 31NOX
- 2 pcs. box for traffic panel galvanized part-no. 50380V-36
- 32 pcs. BAST turn traffic panel-part-no. 36NOX



Part-No.	Kg	Unit
36NOX-SET1	1100.0	1




**36NOX-SET2**

set of traffic panels with storage and transport pallet and adaptation for traffic panels consisting of:

- 1 pc. storage and transport pallet for base plates part-no. 3B214
- 30 pcs. base plates type NOX part-no. 31NOX
- 1 pc. storage and transport pallet for base plates part-no. 3B214-2
- 1 pc. adaptation for traffic panels galvanized part-no. 3B214-36
- 36 pcs. BAST turn traffic panel part-no. 36NOX

Part-No.	Kg	Unit
36NOX-SET2	1207.0	1





**Schake-Euro2 panel fence, type NOX**

of ultraviolet-resistant, impact resistant plastic

**Tested according to TL blocking technology 97,  
Length 2.00 m, complies with ZTV-SA requirements,  
Optionally with assembled lamp adapters**



Without film	Part-No.	Kg	Unit
without lamp adapter	33420K-OF	14.0	20
with lamp adapter	33420KA-OF	16.0	20

**i**  
Several panel fences can be put together by loops.



With film RA1/A	Part-No.	Kg	Unit
without lamp adapter, red / white	33420K	14.5	20
with lamp adapter, red / white	33420KA	16.0	20

**Test number: 333/04K**

With film RA2/B	Part-No.	Kg	Unit
without lamp adapter, red / white	33420K2	14.5	20
with lamp adapter, red / white	33420KA2	16.0	20

**Test number: 333/04K**



With film RA1/A	Part-No.	Kg	Unit
without lamp adapter, red / yellow	33420KSK	14.5	20

With film RA2/B	Part-No.	Kg	Unit
without lamp adapter, red / yellow	33420K2SK	14.5	20

With film RA2/C	Part-No.	Kg	Unit
without lamp adapter, red / yellow	33420K3SK	14.5	20



**Rely on our experience!**



Higher stability and less weight due to optimum use of materials



Integrated carrying handle for better handling



The vertical tube running the full length from top to bottom, provides extra stability



Larger advertising area for individual customer logo printed in up to 4 colours  
Size of the advertising area: 184 x 364 mm

	Part-No.	Kg
plastic	EZS	0.1



**Panel fence SET1**

consisting of:

- 1 pc. Storage and transport tie-bar for fences part-no. 32000
- 1 pc. Base plate cross member for K1 feet part-no. 32000-A
- 10 pcs. Schake-Euro2 panel fence, with or without lamp adapters
- 11 pcs. TL base plate acc. to K1, 30 kg, part-no. 31991
- 2 pcs. Lashing strap, 2 parts, with clamping lock part-no. 50352-4

	Part-No.	Kg	Unit
without lamp adapter	33420K-SET1	549.0	1
with lamp adapter	33420KA-SET1	556.0	1



**Panel fence SET2**

consisting of:

- 1 pc. Storage and transport tie-bar for fences part-no. 32000
- 20 pcs. Schake-Euro2 panel fence, with or without lamp adapters
- 21 pcs. TL base plate acc. to K1, 30 kg, part-no. 31991
- 1 pc. Storage and transport tie-bar for feet part-no. 3B214

	Part-No.	Kg	Unit
without lamp adapter	33420K-SET2	1035.0	1
with lamp adapter	33420KA-SET2	1042.0	1



**Panel fence SET3**

consisting of:

- 1 pc. multi pallet for panel fences and base plates part-no. 3B219V
- 20 pcs Schake-Euro2 panel fence, with or without lamp adapters
- 21 pcs. TL base plates acc. to K1, 30 kg part-no. 31991

	Part-No.	Kg	Unit
without lamp adapter	33420K-SET3	950.0	1
with lamp adapter	33420KA-SET3	957.0	1




**Panel fence SET4**

consisting of:

- 1 pc. twin pallet for panel fences and base plates part-no. 32000T
- 20 pcs. Schake-Euro2 panel fence, with or without lamp adapters
- 21 pcs. TL base plates acc. to K1, 30 kg part-no. 31991

	Part-No.	Kg	Unit
without lamp adapter	33420K-SET4	1016.0	1
with lamp adapter	33420KA-SET4	1023.0	1





**Schake-Euro3 panel fence, type ULTRA**

made of ultraviolet-resistant, impact-resistant plastic

**Tested according to TL blocking technology 97,  
Length: 2.00 m, complies with ZTV-SA requirements,  
optionally with assembled lamp adapters**



info.scan

Without film	Part-No.	Kg	Unit
without lamp adapter	33620K-OF	9.0	20
with lamp adapter	33620KA-OF	10.5	20

With film RA1/A	Part-No.	Kg	Unit
without lamp adapter, red / white	33620K	9.0	20
with lamp adapter, red / white	33620KA	10.5	20

**Test number: 333/06K**

With film RA2/B	Part-No.	Kg	Unit
without lamp adapter, red / white	33620K2	9.0	20
with lamp adapter, red / white	33620KA2	10.5	20


**Test number: 333/06K**



With film RA1/A	Part-No.	Kg	Unit
without lamp adapter, red / yellow	33620KSK	9.0	20

With film RA2/B	Part-No.	Kg	Unit
without lamp adapter, red / yellow	33620K2SK	9.0	20


With film RA2/C	Part-No.	Kg	Unit
without lamp adapter, red / yellow	33620K3SK	9.0	20



**Schake-Euro2 panel fence, type INDUSTRY**

of ultraviolet-resistant, impact resistant plastic (RAL 1023)  
with film RA1/A (no TL test), length 2.00 m


	Part-No.	Kg	Unit
without lamp adapter, yellow / black	33420K-I	14.5	20
with lamp adapter, yellow / black	33420KA-I	16.0	20




**Schake-Euro2 panel fence, type NOX YELLOW**

of ultraviolet-resistant, impact resistant plastic (RAL 1023)  
with film RA1/A (no TL test), length 2.00 m

	Part-No.	Kg	Unit
without lamp adapter, red / white	33420K-G	14.5	20
with lamp adapter, red / white	33420KA-G	16.0	20





**Schake-Euro2 panel fence, type ELEKTRO**

made of insulating material, TL-compliant  
of ultraviolet-resistant, impact resistant plastic with film RA1/A

**Tested according to TL blocking technology 97**, Length 2.00 m, complies with ZTV-SA requirements, optionally with assembled lamp adapters

	Part-No.	Kg	Unit
without lamp adapter, red / white	33420KE	12.5	20
with lamp adapter, red / white	33420KAE	14.0	20



**Adapter for panel fence to TL**

for all common lamp types, incl. locking screw

	Part-No.	Kg	Unit
plastic, type NOX	33325	0.12	100
plastic, type ULTRA	33325-1	0.12	100

**Connecting clamp**

for all traffic panel types, incl. screw closure

	Part-No.	Kg	Unit
plastic	3VB20	0.5	20





**Usable with all traffic panel types**




**Traffic panel flat for EURO2/3 panel fence**

film on both sides, made of plastic  
traffic panel dimensions: 1000 mm x 230 mm  
film dimensions: 800 mm x 200 mm

	Part-No.	Kg	Unit
red / white, film RA1/A	36050	1.5	250
red / white, film RA2/B	360502	1.5	250
red / yellow, film RA1/A	36050SK	1.5	250
red / yellow, film RA2/B	360502SK	1.5	250
red / yellow, film RA2/C	360503SK	1.5	250






**Schake-Euro2 panel fence, 2.00 m, with steel feet, pivotable**

of ultraviolet-resistant, impact resistant plastic with film RA1/A, prepared for lamp adapter, total height: 1.00 m (no TL test), length 2.00 m

	Part-No.	Kg	Unit
without lamp adapter, red / white	33420KF	18.0	20




**Schake-Euro panel fence**

of ultraviolet-resistant, impact resistant plastic  
Length 1.20 m or 1.60 m, tested according to TL blocking technology 97, complies with ZTV-SA requirements, Test number 333/04K (length 2.40 m no TL test)

With film RA1/A	Part-No.	Kg	Unit
length: 1.20 m, without lamp adapter	33312K	8.0	20
length: 1.20 m, with lamp adapter	33312KA	8.5	20
length: 1.60 m, without lamp adapter	33316K	10.0	20
length: 1.60 m, with lamp adapter	33316KA	11.0	20
length: 2.40 m, without lamp adapter	33324K	14.0	20
length: 2.40 m, with lamp adapter	33324KA	16.0	20

With film Typ RA2/B	Part-No.	Kg	Unit
length: 1.20 m, without lamp adapter	33312K2	8.0	20
length: 1.60 m, without lamp adapter	33316K2	10.0	20
length: 2.40 m, without lamp adapter	33324K2	14.0	20



**Schake-Euro3 panel fence, 2.00 m, with rubber foot, pivotable**

of ultraviolet-resistant, impact resistant plastic with film RA1, prepared for replaceable adapters, total height: 1.00 m  
feet and fence mounted, turnable 360° without adjustment


	Part-No.	Kg	Unit
with film RA1/A, red / white	33620KF	15.0	20
with film RA1/A, black / yellow	33621KF	15.0	20



**Connector**

for all types of plastic panel fences, screws included (deployable without screws)

	Part-No.	Kg	Unit
plastic	33328	0.1	50




**Crowd barrier made of plastic**

total length 2.00 m, white, safe and quick installation by integrated turning feet, simple linkup by hook and eye system, total height 1.00 m

	Part-No.	Kg	Unit
without film	33320KRF	12.5	20
with film RA1/A, red / white	33320KDRF	13.0	20
with film RA2/B, red / white	33320KDRF2	13.0	20
with film RA1/A, red / yellow	33320KDRFSK	13.0	20
with film RA1/A, yellow / black	33321KDRF	13.0	20





**Plastic safety fence**

extra tear-resistant and hard-wearing safety fence in plastic (HDPE), versatile applications for e.g. temporary barriers, garden- and landscape areas. Mesh size: 80 x 40 mm, height: 1.00 m, length: 50 m each roll. UV resistant, colour: orange

	Part-No.	Kg	Unit
Plastic	35700	6.5	1



**Barricade panel to TL**

a barrier suitable for many purposes, of galvanized steel sheet with UVW safety edges, provided with red / white reflecting film RA1/A, lateral universal holders for combination with panel pole holder



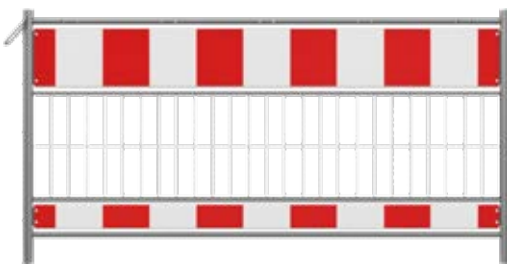
	Part-No.	Kg	Unit
Length: 1.60 m, height: 100 mm	32016	2.5	2
Length: 2.00 m, height: 100 mm	32020	3.5	2
Length: 2.40 m, height: 100 mm	32024	4.5	2
Length: 1.60 m, height: 250 mm	33162	5.0	2
Length: 2.00 m, height: 250 mm	33202	6.0	2
Length: 2.40 m, height: 250 mm	33242	7.0	2



**Panel pole holder**

for mounting of barricade panels, galvanized steel construction with welded flanges for the barricade panel universal holders, height: 1.10 m

	Part-No.	Kg	Unit
galvanized	35110	5.0	10



**Panel fence to TL**

suitable for securing ditches and other construction sites, galvanized tubular steel frame, with Ø 42.4 mm vertical tubes and Ø 26.9 mm horizontal tubes, metal mesh welded between the tubes suitable for securing ditches of 1.25 m depth or deeper, with riveted barrier (height: 250 mm) and riveted touch strip (height: 100 mm) and reflecting red / white film, design with holes for lamp holders

Red / white, film RA1/A	Part-No.	Kg	Unit
length: 1.60 m	33316	19.0	20
length: 2.00 m	33320	24.0	20
length: 2.40 m	33324	28.0	20

Red / white, film RA2/B	Part-No.	Kg	Unit
length: 1.60 m	333162	19.0	20
length: 2.00 m	333202	24.0	20
length: 2.40 m	333242	28.0	20

Red / yellow, film RA1/A	Part-No.	Kg	Unit
length: 1.60 m	33316SK	19.0	20
length: 2.00 m	33320SK	24.0	20
length: 2.40 m	33324SK	28.0	20

Red / yellow, film RA2/B	Part-No.	Kg	Unit
length: 1.60 m	333162SK	19.0	20
length: 2.00 m	333202SK	24.0	20
length: 2.40 m	333242SK	28.0	20



Several panel fences can be put together by loops.



info.scan



**TL base plate acc. to K1**

for installation of panel fences, shaft tubes, traffic panels or mobile fences, made of recycled plastic material, with side carrying handles for easy handling, pockets:

1 x 40 x 40 mm

1 x 60 x 60 mm

2 x Ø 42 mm

size: width: 400 mm, length: 800 mm, height: 120 mm

	Part-No.	Kg	Unit
plastic recycling	31991	28.0	30

**Tested acc. to: TL Device installation identification K1, Complies with ZTV-SA requirements**



**TL base plate acc. to K1**

for installation of panel fences, shaft tubes, traffic panels or mobile fences, made of recycled plastic material, with side carrying handles for easy handling, pockets:

1 x 40 x 40 mm

1 x 60 x 60 mm

2 x Ø 42 mm

1 x Ø 48 mm

size: width: 380 mm, length: 750 mm, height: 130 mm

	Part-No.	Kg	Unit
plastic recycling	31991-0	28.0	30



**i** Also available with individual logo-sign or impressed logo!

**i Safe stand according to TL**

The elements to be supported by device installations are different by area size and arrangement and the installation site; different wind loads must be considered inside or outside towns. Selected safety classes Kx with the respective test forces are listed for different requirements in the table below.

Safety class	K 1	K 2	K 3	K 4	K 5	K 6	K 7	K 8	K 9
Test force P [N]	120	240	360	480	600	720	960	1080	1920

Base plates, base plate supports and stands are assigned to a class according to their stability.



**TL base plate acc. to K1 approx. 38 kg**

pockets:  
 5 x 40 x 40 mm and Ø 42 mm combined  
 1 x 60 x 60 mm  
 1 x Ø 48 mm  
 size: width: 420 mm, length: 770 mm, height: 100 mm

	Part-No.	Kg	Unit
plastic recycling	31994	38.0	20



**TL base plate acc. to K1 Type NOX**

for installation of panel fences, shaft tubes, traffic panels or mobile fences, made of recycled plastic material, with side carrying handles for easy handling, pockets:  
 1 x 40 x 40 mm  
 1 x 60 x 60 mm  
 3 x 40 x 40 mm and Ø 42 mm combined  
 1 x Ø 48 mm  
 size: width: 400 mm, length: 850 mm, height: 120 mm

	Part-No.	Kg	Unit
plastic recycling	31NOX-0	30.0	30



**Base plate 25 kg**

for installation of barrier fences, shaft tubes, traffic panels or mobile fences, made of recycled plastic material, with side carrying handles for easy handling, pockets:  
 1 x 40 x 40 mm  
 1 x 60 x 60 mm  
 2 x Ø 42 mm  
 size: width: 400 mm, length: 800 mm, height: 100 mm

	Part-No.	Kg	Unit
plastic recycling	31993	25.0	30



**Traffic panel stand base plate 12 kg**

for setting up traffic panels, made of recycled plastic material, size: width: 400 mm, length: 400 mm, height: 100 mm

	Part-No.	Kg	Unit
with pocket 60 mm x 60 mm	38000	12.0	60
with pocket 40 mm x 40 mm	38040	12.0	60



**Trolley for base plates**

Trolley with inflatable tires for easy handling of base plates part-no. 31NOX by underriding the carry handle

	Part-No.	Kg	Unit
galvanized	51903	15.5	1



### Building site warning light

with LED technology, constant flashing light, two-sided, optics Ø 180 mm, with holder and battery box, for 2 x 6 volt batteries, with automatic dusk-to-dawn function

	Part-No.	Kg	Unit
yellow optical system	31211G	1.1	10
red optical system	31211R	1.1	10

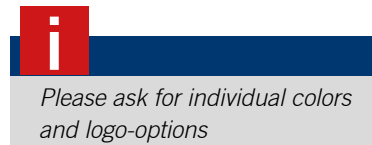



### Signal light for traffic panels PowerNox

with LED technology, for mounting on safety traffic panels and barrier fences, for one-side or double-side safety of multi-lane roads and motorways, with integrated battery box and dusk-to-dawn function, color: red

**BASt tested**

	Part-No.	Kg	Unit
light exits on one side, yellow	33NOXG1	1.0	10
light exits on both sides, yellow	33NOXG2	1.0	10
light exits on one side, red	33NOXR1	1.0	10
light exits on both sides, red	33NOXR2	1.0	10



### Spare key

for building site warning light  
with hex-wrench and double-plug, incl. pin for turning on and off

	Part-No.	Kg	Unit
plastic	31211S	0.1	10



### Lock for building site warning lights

	Part-No.	Kg	Unit
plastic	33NOX1	0.1	10



### Block battery 6V / 7AH (7000 milliampere-hours)

high load, constant light for up to 280 hrs., flashing light up to 1850 hrs.

	Part-No.	Kg	Unit
zinc-carbon battery	3B37	0.5	24



### Block battery 6V / 50 AH

high load, constant light for up to 1.960 hrs.,  
flashing light up to 12.950 Std.

	Part-No.	Kg	Unit
zinc battery	3B50	0.7	12



**Battery box**

suitable for 2 x 6 volt batteries

plastic

Part-No.	Kg	Unit
3B30	0.5	1

**Signal light for traffic panels PowerNox with radio frequency**

for connection in series with integrated transmitter and built-in antenna (receiver) for mounting on safety traffic panels and panel fences, with LED technology, constant flashing light, one-sided yellow optics Ø 180 mm with dusk-to-dawn function approved for highways and all other streets, with lateral battery box

**BAST tested**

Every signal light can be used as transmitter, the order is determined by turning on the respective light



light exits on one side, yellow

Part-No.	Kg	Unit
33NOX-R	1.0	10





**Storage and transport pallet**

for panel and mobile fences, galvanized steel structure, suitable for transport by fork-lift or movement by crane, holds 20 units, available for barrier fences of 2.00 m or 2.40 m length


	Part-No.	Kg	Unit
length: 2.00 m, galvanized	32000	80.0	1
length: 2.40 m, galvanized	32400	90.0	1

**Adaptation for base plate**

sturdy steel construction, can be combined with the storage and transport pallet (Part-No. 32000). The adaptation holds up to 16 K1 foot plates (Part-No.: 31991).

Length: approx. 2.00 m, depth: approx. 0.45 m

	Part-No.	Kg	Unit
galvanized	32000-A	18.5	1



**Stackable pallet for transportation of 20 panel fences**

with removable cross tubes for simple loading / unloading, safe transport by 8 welded guides, the panel fences are placed on welded elevated cross tubes, suitable for transport by fork-lift or crane, the tulip shape of the feet adds stability to the pallet stacks.

Inside dimensions: 1.80 m x 1.10 m, cross tube height: 1.08 m


	Part-No.	Kg	Unit
galvanized	32001	67.0	1




**Stackable pallet for base plates**

suitable for holding 21 base plates (3 base plates wide and 7 base plates high), vertical tubes and cross tubes made of 50 mm x 50 mm square tube. Inside dimension: 1.30 m x 0.63 m x 0.90 m, with additional center tube, can be handled by forklift, platform floor truck or crane, the tulip shape of the feet adds stability to the pallet stacks. Lashing strap for securing the base plates will be supplied.

	Part-No.	Kg	Unit
painted	50380	32.0	1
galvanized	50380V	32.0	1



Please find our whole product range of base plates on pages 18-19.



### Storage and transport rack for base plates

suitable for holding max. 30 K1 base plates of any common producer in combination with storage and transport pallet for panel fences (part-no. 32000, page 20), stackable

	Part-No.	Kg	Unit
galvanized	3B214	85.0	1

**i** also available as finish packed set

### Shaft tube adaptation

for storage and transport rack (part-no. 3B214) the adaptation is simply being hooked in the rack, a safe storage and transport is possible, the shaft tubes are secured against slipping and falling out by this adaption



	Part-No.	Kg	Unit
galvanized	3B214-1	12.0	2

### Twin pallet for traffic panels and base plates

for 20 traffic panels of all common types and 20 recycling base plates of a commercial design, made of a firm steel construction, accessible on 4 sites, can be moved by crane



- foldable side parts ensure a safe transport of the feet
- double-sided and simultaneous removal of the fences and feet possible
- stackable in a space-saving manner


max. width of the base plates: 420 mm  
 max. length of the base plates: 850 mm  
 max. height of the base plates: 120 mm

	Part-No.	Kg	Unit
galvanized	32000T	126.3	1

**i** also available as finish packed set

### Multi pallet for plastic fences and base plates

for 20 plastic fences of all common types and 20 recycling base plates of a commercial design made of steel



- base plates are held by the first layer in the pallet and secure themselves with their own locking
- traffic panels are held by 4 removable bars

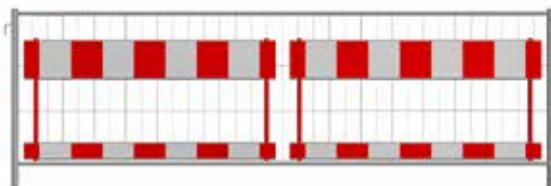
max. width of the base plates: 400 mm  
 max. length of the base plates: 850 mm  
 max. height of the base plates: 130 mm

	Part-No.	Kg	Unit
galvanized	3B219V	60.0	1

**i** also available as finish packed set

## Mobile panel fence acc. to TL

dimension: 3.50 x 1.20 m, tubular frame all around as fence around construction sites, mesh size: 70/300, wire size vertical: 3.5 mm, horizontal: 4.0 mm, vertical tubes Ø 42.4 mm, horizontal tubes Ø 27 mm, with hooks and eyes, the panels are mounted by purpose-built holdings, length: 2 pcs. á 1.60 m, film RA1/A acc. to ZTV-SA



info.scan

	Part-No.	Kg	Unit
red / white, film RA1/A	3B1236HTL	24.0	35
red / white, film RA2/B	3B1236HTL2	24.0	35
red / yellow, film RA1/A	3B1236HTLSK	24.0	35
red / yellow, film RA2/B	3B1236HTL2SK	24.0	35
red / yellow, film RA2/C	3B1236HTL3SK	24.0	35

**i** also available as finish packed set in pallets



## Barricade panel 250 mm high, for mobile panel fences

Barricade panel, 1.60m long, with special chamfer for mobile panel fence brackets, with film RA1/A, red / white

	Part-No.	Kg	Unit
galvanized	34162	2.7	2



## Barricade panel 100 mm high, for mobile panel fences

Barricade panel, 1.60 m long, with special chamfer for mobile panel fence brackets, with film RA1/A red / white

	Part-No.	Kg	Unit
galvanized	32116	1.3	2

## Holders for barricade panels on mobile panel fences

Barricade panels part-no. 32116 or 34162 can be inserted and locked using special contours on the bracket.

The bracket is simply hooked into the mesh of the mobile panel fence and fixed with a screw.


	Part-No.	Kg	Unit
galvanized + coated red	3B20H1	0.3	1

## Combi-holders for barricade panels on mobile panel fences

Barricade panels part-no. 32116 or 34162 can be inserted and locked using special contours on the bracket.

The bracket is simply hooked into the mesh of the mobile panel fence and fixed with a screw.

	Part-No.	Kg	Unit
galvanized + coated red	3B20H2	0.7	1







**Shaft safety guard**

for safety of shaft work and on other sites, red coated steel frame with attached white reflecting stripes for extra safety. Base frame made of Ø 26.9 mm round tube, total height: 0.90 m, each consists of 2 hinged round arcs, connected pivotably but firmly, any length is possible simply by adding further elements

	Part-No.	Kg	Unit
1.00 m wide, 2-part	35600	30.0	1
1.20 m wide, 2-part	35620	32.0	1



**Shaft safety guards acc. to TL**

for safety of shaft work and on other sites, galvanized tubular steel frame, made of Ø 26.9 mm round tube, metal mesh welded in between the tubes, with riveted barrier (height: 250 mm) and riveted touch strip (height: 100 mm) with reflecting red / white film RA1/A, total height: 1.00 m, each consists of 2 hinged grates connected pivotably but firmly, any length is possible simply by adding further elements.

	Part-No.	Kg	Unit
1.00 m x 1.00 m, 2-part	34600	40.0	1
1.60 m x 1.60 m, 2-part	34601	58.0	1
2.00 m x 2.00 m, 2-part	34602	70.0	1



Each element consists of 2 hinged grates connected pivotably but fix. Endless extension is possible simply by adding further elements.



**Folding barrier**

designed for universal use, simple set up, space-saving storage by folding the riveted flat bars (25 mm x 4 mm) together, for warning purposes the flat bars have alternating coating, stability of the barrier is obtained by the wide feet, total height: 1.00 m

	Part-No.	Kg	Unit
can be extended to 2.50 m, red / white	35500	24.0	1
can be extended to 3.50 m, red / white	35510	26.0	1
can be extended to 2.50 m, yellow / black	35500-I	24.0	1
can be extended to 3.50 m, yellow / black	35510-I	26.0	1



**Accessories bag for folding barrier**

consists of: 2 x adapter 35500A, 2 x clip 35500S, 4 x roll 35500R and 2 sets of screws

	Part-No.	Kg	Unit
	35500Z	2.0	1



## Warning sign holder

for use in road traffic, traffic signs can be fastened by bolts, for round traffic signs up to Ø 750 mm, for triangular traffic signs up to 900 mm, a holder for a warning flag is also available, the sign holder is collapsible for simple, space-saving transport

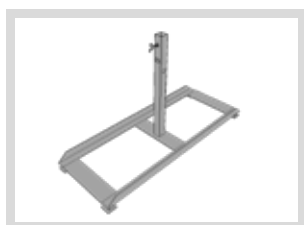
	Part-No.	Kg	Unit
galvanized	35100V	10.0	5



## Sign holder acc. to TL type „City“

for shaft tubes of 40 mm x 40 mm. Several tubes can be held securely by an adjusting screw. A hole in the vertical bar is provided so the holders can be moved by crane. 4 welded feet under the base frame add stability to the sign holder. Up to 4 base plates can be held. The base plates are put on the vertical bar, to secure a safe fixation. Dimensions: 1200 mm x 450 mm. Weight class K4. For installation, please refer to ZTV-SA


	Part-No.	Kg	Unit
galvanized	35304	16.4	5



## Sign holder acc. to TL type „Provincz“

for shaft tubes of 40 mm x 40 mm without screwing. 4 welded feet under the base frame add stability to the sign holder. Up to 4 base plates can be held. The base plates are put on the vertical bar, to secure a safe fixation. Dimensions: 810 x 450 mm. Weight class K4. For installation, please refer to ZTV-SA


	Part-No.	Kg	Unit
galvanized	35304-1	14.0	5



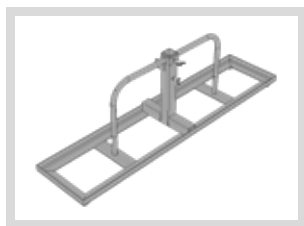
## Sign holder acc. to TL type „Road“

for shaft tubes of 40 mm x 40 mm and 60 mm x 60 mm. The shaft tubes can be held securely by 2 adjusting screws. Up to 4 base plates can be held. The ground clearance of approx. 90mm allows for a quick handling, including assembly. For stable positioning the base frame stands on 4 points which can be expanded with part-no. 35301F so that the point loading is minimized and the floor does not suffer from pressure marks even after long standing periods. Dimensions: 1300 x 600 mm. Weight class K4. For installation, please refer to ZTV-SA

	Part-No.	Kg	Unit
galvanized	35304-2	17.4	5




The shown base plates are not part of the delivery. Please order separately. Please find our whole product range of feet on pages 18-19.



### Sign holder acc. to TL type „Street“

for shaft tubes of 40 mm x 40 mm and 60 x 60 mm. The shaft tubes can be held securely by 2 adjusting screws. Can be moved by crane by welded lug. 4 welded feet under the base frame add stability to the sign holder. Up to 8 foot plates can be held, 4 pcs each side. The base plates are fixed by a bracket. Dimensions: 1920 x 450 mm  
Weight class K8. For installation, please refer to ZTV-SA

	Part-No.	Kg	Unit
galvanized	35301	23.0	5





### Sign holder acc. to TL type „Highway“

for shaft tubes of 40 mm x 40 mm and 60 mm x 60 mm. The shaft tubes can be held securely by 2 adjusting screws. Up to 8 base plates can be held. Vertical tube foldable, set up with big safety hoops which give the sign holder extra stability for suitable storing and minimalized transport volume. The ground clearance of approx. 90 mm allows for a quick handling, including assembly. For stable positioning the base frame stands on 4 points which can be expanded with part-no. 35301F so that the point loading is minimized and the floor does not suffer from pressure marks even after long standing periods. Dimensions: 2150 x 620 mm  
Weight class K8. For installation, please refer to ZTV-SA



	Part-No.	Kg	Unit
galvanized	35301-1	34.5	5



### Sign holder acc. to TL type „Crossing“

for shaft tubes of 40 mm x 40 mm and 60 x 60 mm. The shaft tubes can be held securely by 2 adjusting screws. Can be moved by crane by welded lug. 4 welded feet under the base frame add stability to the sign holder. Dimensions: 880 x 990 mm  
Weight class K8. For installation, please refer to ZTV-SA

	Part-No.	Kg	Unit
galvanized	35304S	33.0	5



### Holder for feet

	Part-No.	Kg	Unit
galvanized	35301NH	2.0	1



### Shoe for sign holder

reduces the point loading on sensitive ground, hot asphalt, muddy or earth roads, shoes can be mounted below the welded feet on holders 353041-1 and 35301-1 without tools, shoe holds by shape of feet and is easy to remove by lifting the holder.

	Part-No.	Kg	Unit
galvanized	35301-F	1.0	4



## Concrete set up device

made for versatile use for traffic signs, portable by crane and forklift, stackable, including hole 60 x 60 mm and 4 threaded bolts for mounting, different adaptations for individual use, optional use with part-no. 70670N

	Part-No.	Kg	Unit
600 kg	3F120	600.0	1
1000 kg	3F121	1000.0	1



**i**  
Please ask for individual painting in RAL-colors !



## Adaptation for concrete fixture

with holes for 40 x 40 mm and 60 x 60 mm square tubes or round tubes, sign tubes can be fixed by 4 screws

	Part-No.	Kg	Unit
galvanized	3F120-1	4.0	1



## Logo sign for concrete set up device

with individual printing, in 4 colours, 3 mm thick, 2 bores for fixing at device (incl. fixing material)

	Part-No.	Kg	Unit
plastic	ASV-Logo	0.5	24



## Warning sign for concrete set up device

for higher safety requirements in terminal areas (incl. fixing material)


	Part-No.	Kg	Unit
plastic with film type RA1/A	ASV-605	0.5	24



## Swivel base jack

for uneven ground, to ensure assembling according to rules, the easy insertion of swivel base jacks enables a horizontal assembly adjustment for height: 100 - 375 mm  
base plate: 150 x 150 mm

	Part-No.	Kg	Unit
galvanized	70670N	2.5	4



**Height restriction barrier movable**

pivotable horizontally, with cable pull, lock opened or closed by pin, white coated with red reflecting stripes, with euro profile cylinder lock

**horizontal clearance variably turnable**

2000 – 3300 mm

**height above ground**

approx. 3500 mm

**1 piece**

revolving post steel tube Ø 102 mm  
hot-dip galvanized and white coated



**Cross bar**

Aluminium 100 x 50 mm  
white coated with red reflecting stripes  
cross tube length: 3000 mm  
other widths on request



Available in different sizes. You can find further information in our Urban Equipment catalogue page 115

to mount on concrete set-up device (600 kg, part-no. 3F120), by welded adaptation plate, movable by crane or fork lift, for uneven ground swivel base jack 70670N can be added

Part-No.	Kg	Unit
3F120-417-301ZB	1050.0	1



**Lamp post**

height: 5.80 m, made of galvanized steel tube with tilt bracket, inclinable, for a practical installation of spotlights on the tower, tower Ø 108 mm cranked on 76 mm, with plug openings in the lower and upper area of the tower for cable routing, tilt bracket can be screwed directly onto the threaded rods of the concrete set up device, the spotlight adaptation 3531T has to be attached to accommodate spotlights

Part-No.	Kg	Unit	
galvanized	353160	38.2	1

**Spotlight adaptation**

Adaptation for taking in single or double spotlights, galvanized steel construction for placing on the lamp post 353160, fixable with grub screws



Part-No.	Kg	Unit	
galvanized	3531T	11.1	1

**Spotlight**

professional LED-spotlight, light color 400 K, for outdoor use, with aluminium die-cast housing, safety flat glass and a coated steel bracket for alignment, total output: 74 / 101 W switchable, 230 V / 50 Hz, protection class: I, protection rating IP 67, including ready-to-connect cable with plug, length: 10m, for passage through the lamp tower 353160, mountable on the spotlight adaptation 3531T



Part-No.	Kg	Unit
3531S1	3.0	1



**Lattice tower for concrete set up device**

for fixing of signs, galvanized steel construction with 3 vertical tubes Ø 48.3 mm and diagonal tubes Ø 26.9 mm, type: triangle tube pole, total length: 5.3 m

	Part-No.	Kg	Unit
galvanized	353016	69.5	1

**Adaptation plate for tube tower and concrete set up device**

for connecting on concrete set up device part-no. 3F120 and 3F121

	Part-No.	Kg	Unit
galvanized	3F120-2	32.0	1



**Set up frame for concrete set up device**

robust set-up frame, galvanized, approved for use in traffic, equip with part-no. 3F121 concrete set-up device, 2 or 4 times depending on the requirements, for bridges, self-supporting cantilever beams or usable as traffic light or sign holder (request structural engineering if needed)



	Part-No.	Kg	Unit
galvanized	35350	192.0	1

**Attachment for set up frame**

Attachment made of firm rectangular profile 90 mm x 50 mm for concrete set up device part-no. 35350 for added stability under higher stress, easy installation with included connecting elements



	Part-No.	Kg	Unit
galvanized	35350-5	75.0	1

**Lattice tower for set up frame**

with welded base plate 450 mm x 450 mm with holes for taking in set up frames part-no. 35350, welded from Ø 48,3 mm vertical tubes and cross tubes / diagonal bars 26,9 mm, lattice tower suitable for traffic lights and large signage. Statics with set up frame available. Total length: 6.15m

	Part-No.	Kg	Unit
galvanized	353017	110.0	1




**Standard coupler**

Standard coupler BB, to assemble scaffold tubes, lattice beams and similar, incl. collar nut and hammer-head screw, metric thread SW22

	Part-No.	Kg	Unit
galvanized	3F120-5	1.3	1






**Set up device for lattice tower**

consisting of:

- 1x Set up frame for concrete set up device part-no. 35350, unmounted
- 2x Concrete set up device 1000 kg part-no. 3F121
- 1x Lattice tower 350, galvanized, 6.15 m part-no. 353017

Part-No.	Kg	Unit
35350-SETM	2300.0	1

**i** including statics



**Set up device for lattice tower with cantilever arm**

consisting of:

- 1x Set up frame for concrete set up device part-no. 35350, unmounted
- 4x Concrete set up device 1000kg part-no. 3F121
- 1x Lattice tower 350, galvanized, 6.15m part-no. 353017
- 4x Standard coupler BB, hot-dip galvanized part-no. 3F120-5
- 1x Steel lattice girder 450, part-no. depending on length

	Part-No.	Kg	Unit
steel lattice girder 3200 mm	35350-SETF3	4340.0	1
steel lattice girder 4200 mm	35350-SETF4	4350.0	1
steel lattice girder 5200 mm	35350-SETF5	4360.0	1

**i** including statics



**Set up device Bridge**

consisting of:

- 2x Set up frame for concrete set up device part-no. 35350, unmounted
- 8x Concrete set up device 1000kg part-no. 3F121
- 2x Lattice tower 350, galvanized, 6.15m part-no. 353017
- 8x Standard coupler BB, hot-dip galvanized part-no. 3F120-5
- 1x Steel lattice girder 450, part-no. depending on length

	Part-No.	Kg	Unit
steel lattice girder 5200 mm	35350-SETB5	8665.0	1
steel lattice girder 6200 mm	35350-SETB6	8680.0	1
steel lattice girder 7300 mm	35350-SETB7	8690.0	1

**i** including statics



## Sign holder type L

steel construction with telescoping inner tubes, pivotable feet and plate tube with 2 clamps for holding signs. Simple fixing of signs without separate shaft tube. Extension length: 2.10 – 2.90 m

	Part-No.	Kg	Unit
galvanized	35300	11.0	10

## Ground peg type L1

drive-in shaft tube of Ø 42 mm round tube with welded tip. Including plate tube with 2 clamps for holding signs. Simple fixing of signs without separate shaft tube. Extension length: 2.10 – 2.90 m

	Part-No.	Kg	Unit
galvanized	35312	10.0	20

## Ground peg type standard 40 acc. to TL

for inserting 40 mm x 40 mm shaft tubes and Ø 42 mm shaft tubes. Sharpened T-profile, with welded plate for driving the peg into the ground. Troughed sheet protects the peg from torsion. Driving depth: 490 mm

	Part-No.	Kg	Unit
galvanized	35302	5.0	10

## Ground peg type standard 60 acc. to TL

for inserting 60 mm x 60 mm shaft tubes and Ø 60 mm sign poles. Sharpened T-profile, with welded plate for driving the peg into the ground. Troughed sheet protects the peg from torsion. 2 adjusting screws hold the shaft tube in the peg. Driving depth: 460 mm

	Part-No.	Kg	Unit
galvanized	35303	8.0	10

## Ground peg type N1

for inserting round tubes up to Ø 50 mm. Sharpened T profile, with welded plate for driving the peg in the ground. 2 cross tubes protect the peg from torsion. A wedge clamps the round tube in the peg

	Part-No.	Kg	Unit
galvanized	35308N	11.0	10

## Ground peg type S

massive type of 40 mm round steel, with head for driving the peg into the ground, for 40 mm x 40 mm and 60 mm x 60 mm shaft tube, incl. hexagon socket screws for securing the shaft tubes, 2 hoops for extraction are welded for an easier deplacing of signage

	Part-No.	Kg	Unit
powder-coated in black	35309S	19.0	10





**Crash barrier holder Type 1**

galvanized steel, for mounting on crash barrier posts „Sigma“ and for intaking shaft tubes 40 mm x 40 mm and 60 mm x 60 mm shaft tubes are fixed by hexagon socket tubes

	Part-No.	Kg	Unit
galvanized	35313-40	6.5	10



**Crash barrier holder Type 2**

galvanized steel, for intaking shaft tubes 40 mm x 40 mm and 60 mm x 60 mm, fixed on crash barrier post (Super-Rail, Sigma, IPE 100) by inserted nuts **tested acc. to TL 97**

	Part-No.	Kg	Unit
galvanized	35315	7.8	10



**Crash barrier holder Type 3 with sideward beam**

galvanized steel, for mounting on crash barrier (Super-Rail, Sigma, IPE 100) and for intaking shaft tubes 40 mm x 40 mm and 60 mm x 60 mm, with sideward beam (length ca. 800 mm) for installation out of the traffic area, **tested acc. to TL 97**

	Part-No.	Kg	Unit
galvanized	35314	18.0	10





### Sign holder

for signtube 50 mm x 50 mm, for traffic sign max. 40 mm depth, incl. locking screws

	Part-No.	Kg	Unit
galvanized	35361	3.0	20



### Traffic sign rack

for traffic signs of square tube, galvanized, 60 mm x 60 mm, 1.50 m long, respectively 50 mm x 50 mm, 3.00 m long, welded at a total length of 4.50 m

	Part-No.	Kg	Unit
galvanized	35360	21.0	10



### Adapter for signs

for insertion of shaft tube 40 mm x 40 mm, total length 560 mm, including 2 screws for fastening signs, can be fixed on sign and inserted in the shaft tube

	Part-No.	Kg	Unit
length: 410 mm	35304A	2.0	10
length: 1600 mm	35316A	2.0	10



### Stackable pallet for signs

for 30 signs made of Ø 48.3 mm x 3.2 mm round tube. The signs with fitted adapters (35304A/ 35316A) can readily be inserted in the socket and are available for quick removal and in neat order. The bars can be taken out, which makes loading / unloading and compact storage easier. The sockets avoid displacement of the signs during transport

	Part-No.	Kg	Unit
galvanized	50190	69.0	1





Traffic safety

Infrastructure building

Mobile fence

Formwork

Building support safety

Storage - transport

Individual design

Rental

**TL shaft tube**

galvanized, made of square tube 40 mm x 40 mm, tested acc. to TL-Device installation

	Part-No.	Kg	Unit
length: 1.30 m	34013	2.5	25
length: 2.00 m	34020	4.0	25
length: 2.50 m	34025	5.0	25
length: 3.00 m	34030	6.0	25
length: 3.50 m	34035	7.0	25

galvanized, made of square tube 60 x 60 mm

length: 3.00 m	34630	11.9	25
length: 4.00 m	34640	15.9	25
length: 5.00 m	34650	19.9	25

**Shaft tube ALU**

aluminium square tube 40 mm x 40 mm, TL proved

	Part-No.	Kg	Unit
length: 2.00 m	34020A20	1.7	25
length: 2.50 m	34025A20	2.0	25
length: 3.00 m	34030A20	2.4	25
length: 3.50 m	34035A20	3.0	25

**Shaft tube**

galvanized, made of round tube, Ø 42 mm

	Part-No.	Kg	Unit
length: 1.20 m	34213	2.5	25
length: 2.00 m	34220	4.0	25
length: 2.50 m	34225	5.0	25
length: 3.00 m	34230	6.0	25

**Shaft tube, plastic**

red, sturdy design Ø 42 mm, with press-fitted tube shoe

	Part-No.	Kg	Unit
length: 1.35 m	39013	1.2	10
length: 2.00 m	39020	1.8	10

**Tube shoe**

made of plastic 60 mm x 60 mm, for shaft tubes 40 x 40 mm / Ø 42 mm

	Part-No.	Kg	Unit
plastic	34240	0.1	100



### Sign clamp

made of plastic, suitable for square tubes 40 mm x 40 mm and round tubes Ø 42 mm, with eyes for mounting barriers

	Part-No.	Kg	Unit
plastic	31315	0.2	100



### Sign clamp

made of plastic, suitable for square tubes 40 mm x 40 mm and round tubes Ø 42 mm

	Part-No.	Kg	Unit
plastic, red	31313	0.12	150
plastic, white	31313W	0.12	150



### Sign clamp

suitable for square and round tubes

	Part-No.	Kg	Unit
40 x 40 mm / Ø 42 mm	31310	0.2	25
60 x 60 mm / Ø 60 mm	31316	0.2	25



### Sign clamp

suitable for square tubes 40 mm x 40 mm and round tubes Ø 42 mm, with welded hooks for mounting of barriers

	Part-No.	Kg	Unit
galvanized	31311	0.35	25



### Sign clamp

suitable for square tubes 40 mm x 40 mm and round tubes Ø 42 mm, with welded eyes for mounting of barriers

	Part-No.	Kg	Unit
galvanized	31312	0.3	25



**Steel tube sign post**

Ø 60 mm and Ø 76 mm x 2.0 mm

with bores and ground anchor for mounting in concrete or without ground anchor for assembling with concrete basement part-no. 3F160 and 3F176 hot-dip galvanized

**Wall thickness 2 mm**

Length	Ø 60 mm		Ø 76 mm	
	approx. Kg	Part-No.	approx. Kg	Part-No.
2000 mm	5.0	463.20	7.0	473.20
2500 mm	6.5	463.25	9.0	473.25
3000 mm	7.8	463.30	10.5	473.30
3500 mm	9.0	463.35	12.0	473.35
4000 mm	10.4	463.40	14.0	473.40
4500 mm	11.5	463.45	15.8	473.45



**Plastic cap**

	Ø 60 mm		Ø 76 mm	
	approx. Kg	Part-No.	approx. Kg	Part-No.
	0,1	464.05	0,1	474.05



**Tube clip**

tube clip for steel tubes and sign posts Ø 60 mm and Ø 76 mm mounting bolts incl., packed in cartons hot-dip galvanized

464.07

Hole pitch	Unit	Ø 60 mm		Ø 76 mm	
		approx. Kg	Part-No.	approx. Kg	Part-No.
70 mm	50	0.30	464.07	0.50	474.07
350 mm	25	0.40	464.35	0.60	474.35
500 mm	25	0.50	464.50	0.70	474.50
700 mm	25	0.55	464.70	0.75	474.70
900 mm	25	0.60	464.90	0.80	474.90



**Concrete block with ground socket incl. locking mechanism**

concrete block 300 x 300 x 300mm, with galvanized ground socket, with blocking appliance

	Part-No.	Kg	Unit
for tube Ø 60 mm	3F160	60.0	1
for tube Ø 76 mm	3F176	60.0	1





## Pole of concrete reinforcing steel

Ø 20 x 1400 mm

reinforcing steel with forged tip for easy driving into the ground, to secure construction areas in combination with barrier tape or battens

	Part-No.	Kg	Unit
<b>Without batten holder, painted red</b>	302214R	3.4	250
<b>With batten holder, painted red / white</b>			
with 1 batten holder	302214RH1	3.6	250
with 2 batten holder	302214RH2	3.8	250
<b>With closed hooks incl. lamp holder, painted red / white</b>			
with 2 closed hooks	302214RH2G	3.9	250
with 3 closed hooks	302214RH3G	4.1	250
with 8 closed hooks	302214RH8G	4.9	100

## Stand for blocking battens

made of steel tube Ø 42.4 mm x 2 mm x 990 mm, welded hoops for battens, lamp holder

	Part-No.	Kg	Unit
galvanized, with 2 hooks	11279V	2.6	250
galvanized, with 6 hooks	11280V	3.5	90
<b>with 3 hoops and lamp holder</b>			
galvanized, with 3 hooks	11279V3	2.8	250
galvanized, with 8 hooks	11280V8	3.9	90

## Marking film

for road marking, 12 cm thin-layer

	Part-No.	Kg	Unit
yellow, BAST tested	3M120G	4.0	100 m
white, not BAST tested	3M120W	4.0	100 m

for road marking, 15 cm thin-layer

	Part-No.	Kg	Unit
yellow BAST tested	3M150G	5.0	100 m

for road marking, 12 cm thick-layer

	Part-No.	Kg	Unit
yellow BAST tested	3M121G	27.0	100 m

for road marking, 15 cm thick-layer

	Part-No.	Kg	Unit
yellow BAST tested	3M151G	34.0	100 m

## Primer for marking film

for improved bond between road surface and marking film

**(Product is subject of freight restrictions, please inquire separately)**

	Part-No.	Kg	Unit
content: 7 l	39113	7.0	1



**Battens rack**

stable construction made of welded steel, foldable for space-saving transportation and storing, can be locked in position with pin and cotter pin on chain, suitable for putting in wooden battens vertical into brackets, width: 750 mm, length: 1025 mm, height: 835 mm, wooden battens can be fixed with screws, hooks welded on to hang in construction site lights.

	Part-No.	Kg	Unit
galvanized, for 3 battens	35306	24.0	28
galvanized, for 4 battens	35307	28.0	28



**Signal stand with lamp holder**

steel construction made of round tube Ø 33.7 mm and flat steel support made of round tube Ø 42.4 mm x 200 mm, incl. wing screw to fix the shaft tube Ø 33.7 mm

	Part-No.	Kg	Unit
galvanized	353041	8.0	25



**Shaft tubes for signal stands**

made of round tube Ø 33.7 mm  
Version: hot-dip galvanized

	Part-No.	Kg	Unit
length: 1,00 m	33710	1.6	25
length: 2.00 m	33720	3.2	25



**Sign clamp**

for shaft tubes Ø 33.7 mm, fixed by wing screw, 2 clamps for each sign (holding on the top and on the bottom) to combine with signal stand

	Part-No.	Kg	Unit
galvanized	31310S	0.5	25



# Speed bump

Traffic safety

Infrastructure building

Mobile fence

Formwork

Building support safety

Storage - transport

Individual design

Rental



## Speed bump

made of recycled material, 430 mm crossing length, center piece width: 500 mm with 4 reflecting lenses, end piece width: 215 mm with reflecting lenses

	Part-No.	Kg	Unit
center piece, yellow, height: 30 mm	3393-31	6.2	1
center piece, black, height: 30 mm	3393-30	6.2	1
end piece, yellow, height: 30 mm	3393-31E	1.9	1
end piece, black, height: 30 mm	3393-30E	1.9	1
center piece, yellow, height: 50 mm	3393-51	10.2	1
center piece, black, height: 50 mm	3393-50	10.2	1
end piece, yellow, height: 50 mm	3393-51E	2.8	1
end piece, black, height: 50 mm	3393-50E	2.8	1
center piece, yellow, height: 60 mm	3393-61	13.0	1
center piece, black, height: 60 mm	3393-60	13.0	1
end piece, yellow, height: 60 mm	3393-61E	3.7	1
end piece, black, height: 60 mm	3393-60E	3.7	1



Can be plugged or glued. Fastening material is not included.







**Speed bump**

of rubber, black with yellow fields, 50 mm high, 800 mm crossing length

	Part-No.	Kg	Unit
center piece, width: 400 mm	3393-55	15.0	1
start piece with pin, width: 150 mm	3393-55A	5.0	1
end piece without pin, width: 150 mm	3393-55E	5.0	1



Can be plugged or glued. Fastening material is not part of the delivery.



**Speed round bump**

of recycled material, Ø 425 mm, 50 mm height

	Part-No.	Kg	Unit
yellow	3393-52	5.6	1

Can be plugged or glued. Fastening material is not part of the delivery. Speed bump is suitable for heavy truck traffic.



**Glue**

for installation of speed bumps

	Part-No.	Kg	Unit
content: 600 ml	39117	0.7	1



**Fastening set**

consists of bolt Ø 8 x 120 mm, plug Ø 10 x 115 mm and washer

	Part-No.	Kg	Unit
each	3393-B	0.16	1



**Socket wrench kit, 20 parts, square drive 1/2"**

- 12 x Socket wrench insets, hexagonal, SW 10, 11, 12, 13, 14, 15, 16, 17, 18, 19, 22, 24
- 3 x Socket wrench insets, hexagonal, long version, SW 13, 17, 19
- 1 x Switch ratchet
- 1 x Extension 250mm
- 1 x Universal joint
- 1 x Spark plug wrench 16 mm
- 1 x Adapter from 3/8" square drive to 1/2" external square drive

Material: Chrome vanadium

	Part-No.	Kg	Unit
each	60100	3.0	1



**Recommended crossing speed for speed bumps**

Height	30 mm	50 mm	60 mm
Recommended speed (max.)	30 km/h	20 km/h	10 km/h

**"The installation of speed bumps in public roadspace requires official permission"**



## Marking button Ø 120 mm

yellow, for gluing

	Part-No.	Kg	Unit
with two reflecting lenses on one side	39110	0.2	50
with two reflecting lenses on both sides	39111	0.2	50



## Marking button Ø 120 mm with flag

yellow, for gluing

	Part-No.	Kg	Unit
With two reflecting lenses on one side	39110F	0.3	50
With two reflecting lenses on both sides	39111F	0.3	50



## Aluminium marking nail Ø 100 mm

for gluing

	Part-No.	Kg	Unit
without reflecting lenses	39120	0.2	50
with shaft for installation without reflecting lenses	39129	0.2	50
with shaft for driving in ground without reflecting lenses pointed	39130	0.2	50



## Aluminium marking nail 100 mm x 100 mm

for gluing

	Part-No.	Kg	Unit
without reflecting lenses	39121	0.2	25
with two reflecting lenses on one side	39122	0.2	25
with two reflecting lenses on both sides	39123	0.2	25



## Aluminium marking nail 100 mm x 100 mm

with shaft for installation

	Part-No.	Kg	Unit
with two reflecting lenses on one side	39126	0.2	25
with two reflecting lenses on both sides	39127	0.2	25



The marking nails are also available with color reflectors (yellow, red)  
Shank length: approx. 7- 8 cm, shank diameter: 10 -12 mm



## 2-component glue

(80 g glue for each marking nail) (Product is subject of freight restrictions, please inquire separately)

Part-No.	Kg	Unit
39112	10.0	1



Traffic safety

Infrastructure building

Mobile fence

Formwork

Building support safety

Storage - transport

Individual design


Rental



**Cable bridge**

of recycled material, with 6 ducts, the elements can be connected by an insert, dimensions: 800 mm x 600 mm x 80 mm, without fastening material  
Ducts: 2 x 50 x 40 mm and 2 x 30 x 35 mm


	Part-No.	Kg	Unit
cable bridge with insert, black	339380	24.6	1
cable bridge with insert, yellow	339381	24.6	1



**Hose and cable bridge**

very robust construction to protect supply lines, supports up to 40 tonnes, several bridges can be connected by hooks and eyes welded to the sides, dimensions of passage duct: 220 mm x 300 mm x 80 mm, outer dimensions: 850 mm x 300 mm x 90 mm

	Part-No.	Kg	Unit
galvanized	33931	24.0	1



**Hose and cable bridge**

contains 2 ducts for hoses up to 3 inches, including connecting elements, suitable for extension to any length, visible in the dark by reflectors, dimensions of passage duct: 90 mm x 300 mm x 90 mm, outer dimensions: 850 mm x 300 mm x 90 mm

	Part-No.	Kg	Unit
pvc	33933	11.0	1

**Rubber ramp system, downwards open**


(Dimensions in mm)

Passage	Length	Width	Part-No.	Kg	Unit
Ø 42	1500	200	339323	9.0	1

**Protection mat for events**

with anti-slip naps, mats can be connected by groove joint  
Dimension: 1200 mm x 800 mm x 43 mm

	Part-No.	Kg	Unit
rubber	33901	29.0	1





## Ramp system A


with 3 ducts for cables and hoses, supports up to 20 tonnes, (approx 2 to on a area of 25 x 25 cm, up to max. 10 km/h), several bridges can be connected by pins, dimensions of passage duct: 2 x 65 mm x 50 mm and 1 x 55 mm x 50 mm, outer dimensions: 600 mm x 880 mm x 75 mm, including cast-in connecting pin, also suitable for plugging, without fastening material

	Part-No.	Kg	Unit
plastic	33934	20.0	1



## End piece (system A)

	Part-No.	Kg	Unit
plastic, without adapter	33934E	2.5	1
plastic, with adapter	339322A	2.5	1



## Angle 45° with adapter (system A)

	Part-No.	Kg	Unit
plastic, angle to right	33932W	5.5	1
plastic, angle to left	33932WL	5.5	1



## Ramp system B

with 3 ducts for cables and hoses, supports up to 20 tonnes, (approx 5 to on a area of 20 x 20 cm) several ramps can be connected by pins, dimensions of passage duct: 50 mm x 50 mm, outer dimensions: 600 mm x 1000 mm x 80 mm, without fastening material

	Part-No.	Kg	Unit
plastic	33932	20.0	1



Passage ducts are protected by covers that can be opened.  
1 set of connecting pins included.



## Connecting pins (system B)

1 set = 2 pins

	Part-No.	Kg	Unit
plastic	339321	0.2	1



## End piece (system B)

	Part-No.	Kg	Unit
plastic	33932E	2.5	1



## Fastening set

consists of bolt Ø 8 x 120 mm, plug Ø 10 x 115 mm and washer

	Part-No.	Kg	Unit
each	3393-B	0.16	1



**Traffic cones**

red / white luminous in daylight, made of strong PVC material, good stability, stackable, for use in warehouses, parking lots, for quick and direct setup

	<b>Part-No.</b>	<b>Kg</b>	<b>Unit</b>
height: 200 mm	3L200	0.2	10
height: 320 mm	3L320	0.5	25
height: 500 mm	3L500	1.2	10
height: 750 mm	3L750	3.2	5

**Traffic cones**

yellow or yellow / black luminous in daylight, made of strong PVC material, good stability, stackable, for use in warehouses, parking lots, for quick and direct setup



	<b>Part-No.</b>	<b>Kg</b>	<b>Unit</b>
height: 320 mm, yellow	3L320G-0	0.5	25
height: 320 mm, yellow / black	3L320G	0.5	25
height: 500 mm, yellow	3L500G-0	1.2	10
height: 500 mm, yellow / black	3L500G	1.2	10
height: 750 mm, yellow	3L750G-0	3.2	5
height: 750 mm, yellow / black	3L750G	3.2	5

**Traffic cones**

blue or blue / white luminous in daylight, made of strong PVC material, good stability, stackable, for use in warehouses, parking lots, for quick and direct setup



	<b>Part-No.</b>	<b>Kg</b>	<b>Unit</b>
height: 320 mm, blue	3L320B-0	0.5	25
height: 320 mm, blue / white	3L320B	0.5	25
height: 500 mm, blue	3L500B-0	1.2	10
height: 500 mm, blue / white	3L500B	1.2	10

**Traffic cones**

red / white luminous in daylight, made of strong PVC material, good stability, stackable, for use in warehouses, parking lots, for quick and direct setup, bonded with reflecting film



	<b>Part-No.</b>	<b>Kg</b>	<b>Unit</b>
height: 500 mm	3L500RS2	1,3	10
height: 750 mm	3L750RS2	3,3	5





**Traffic cone BAST tested acc. to TL - one-piece**

made of strong PVC material, good stability, stackable, see TL Traffic cones, STVO and RSA, for quick and direct setup

**Red / white fully reflecting film RA1/A**

	Part-No.	Kg	Unit
height: 500 mm	3L500TL	2.5	10
height: 750 mm	3L750TL	5.0	5

**Red / white fully reflecting film RA2/B**

	Part-No.	Kg	Unit
height: 500 mm	3L500TL2	2.5	10
height: 750 mm	3L750TL2	5.0	5



**Traffic cone BAST tested acc. to TL - two-piece**


weight class 3 of TL, acc. to STVO, base plate made of recycled material, anti-slip


**Red / white fully reflecting film RA1/A**

	Part-No.	Kg	Unit
height: 500 mm	3L530TL	2.5	10
height: 750 mm	3L730TL	5.0	5

**Red / white fully reflecting film RA2/B**

	Part-No.	Kg	Unit
height: 500 mm	3L530TL2	2.5	10
height: 750 mm	3L730TL2	5.0	5





### NOXBLITZ

LED flash in the design of the preferred NOX series with a stable casing and robust lens, for securing construction sites on short notice, to be equipped with batteries part-no. 3B37 with 6 AH or part-no. 3B50 with 50 AH. Use the practical rocker switch to turn the light on and off.

operating voltage: 6 V DC  
 flash frequency: ~ 60 / min  
 flash energy: 2 J  
 operating hours: ~ 15 hours at 7 Ah



info.scan

	Part-No.	Kg	Unit
light exits on one side, yellow	NOXBLITZ	1.0	10

### Traffic cone adapter

for all Schake traffic cones and other commercially available types. Simply insert any barrier chains or other warning tapes through the adapter so that a blockade on short notice can be created quickly.

	Part-No.	Kg	Unit
plastic	3LA1	0.1	10

### Traffic cone adapter

for all Schake traffic cones and other commercially available types. By simply plugging it in and screwing it on without tools, the adapter is firmly fixed in the cone so that the flashing light can be easily mounted on the adapter. By screwing the NOX flash on the adapter the cone becomes a unit with the NOX flash. Simply insert any barrier chains or other warning tapes through the adapter so that a blockade on short notice can be created quickly.

	Part-No.	Kg	Unit
plastic	3LA2	0.2	10

### Tripod for NOXBLITZ

for installation on short notice in combination with NOXBLITZ, easy to fold, secure stability, to put up with traffic cone adapter part-no. 3LA1 which is used for taking in NOXBLITZ, also suitable for rough and uneven grounds



info.scan

	Part-No.	Kg	Unit
galvanized	3LNOXH	1.0	1

### Plastic barrier chain

6 mm thick  
 red/white, packing unit 25 m  
 yellow/black, packing unit: 25 m

approx.kg/Unit	Part-No.
2.0	430.05
2.0	430.06



**Barrier strap**

top-mounted adapter for all traffic cone types, with 3-meter barrier strap, 52 mm high with spring balancer, total height: 230 mm, housing colour: matched to strap color, barrier strap colour optional:

	Part-No.	Kg	Unit
red / white	3A350RW	0.3	1
yellow / black	3A350GS	0.3	1
blue / white	3A350BW	0.3	1



**Barrier strap**

top-mounted adapter for all traffic cone types, with 12-meter barrier strap, 50 mm wide, strap colour: red/white, total height: 290 mm, colour: orange (body) / black (cover), with spring balancer and brake

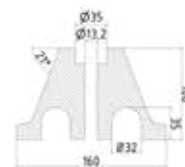
	Part-No.	Kg	Unit
strap color red / white	3A351RW	0.3	1



**Park and guide barrier**

1.65 m, yellow with red reflectors, made of HDPE, with 6 prismatic red reflectors, 3 bores for plugging down

	Part-No.	Kg	Unit
plastic	3393-100	5.0	1
fastening set	3394-B	0.15	1



**Park and guide barrier**

0.55 m, yellow with red reflectors, made of HDPE, with 2 prismatic red reflectors, 2 bores for plugging down

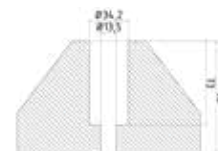
	Part-No.	Kg	Unit
plastic	3393-101	1.0	1
fastening set	3393-B	0.16	1



**Park and guide barrier**

1.65 m, black with yellow reflectors, made of PVC, with 6 yellow reflecting stripes, 3 bores for plugging down

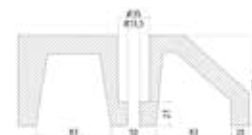
	Part-No.	Kg	Unit
plastic	3393-102	14.0	1
fastening set	3394-B	0.15	1



**Park and guide barrier**

0.90 m, black with yellow reflectors, made of recycling material, with 8 yellow reflecting stripes, 3 bores for plugging down

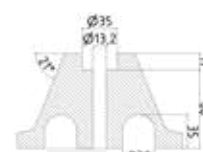
	Part-No.	Kg	Unit
plastic	3393-103	7.0	1
fastening set	3393-B	0.16	1



**Park and guide barrier**

1.83 m, black with yellow reflectors, made of Recycling material, with 8 yellow reflecting stripes, 4 bores for plugging down

	Part-No.	Kg	Unit
plastic	3393-104	15.0	1
fastening set	3393-B	0.16	1







Traffic safety

Infrastructure building

Mobile fence

Formwork

Building support safety

Storage - transport

Individual design

Rental

Traffic safety

Infrastructure building

Mobile fence

Formwork


Building support safety

Storage - transport

Individual design

Rental

# Infrastructure



i

# Twine poles – for many applications

1. Infrastructure building
2. Road pavement
3. For aligning during earth-  
and concrete work
4. Short-term blocking
5. Anchors

Twine poles are available in standard-sizes 14, 16, 18, 20 mm diameter, other diameters are also possible to produce according to your request.

#### Production:

Each twin pole undergoes a special forging process. The tip gets heated up to 1000° C in only a few seconds by induction and afterwards forged into a square-shape tip.

The forging process results in an additional increase in the degree of hardness of the tip of the twine pole, where the pole is typically maximum burdened during the application.

#### Application:

The wide range of options to use twine poles allows simple road pavements as well as professional road building projects.

#### Storage and transport:

As an added value, we developed a transport and storage rack for twine poles (part-no.: 50118-5), to allow and ease the multiple use of the poles and ensure the save and efficient storage and managing of the material. In this pallet, 500 pcs of twine poles can be stored.

Our twine poles are packed in bundles of 10 pcs each, bundled by 2 wires, to allow an easy handling on the site.



Traffic safety

Infrastructure  
building

Mobile fence

Formwork

Building support  
safety

Storage - transport

Individual design

Rental



## Twine pole

for versatile use in road construction, uncoated, made of commercial steel grade with forged tip for easy driving into the ground, available in different dimensions, including bevel

Diameter	Length	Part-No.	Kg	Unit
14 mm	1000 mm	301410	1.2	500
	1200 mm	301412	1.5	500
16 mm	800 mm	301608	1.3	500
	1000 mm	301610	1.6	500
	1200 mm	301612	1.9	500
18 mm	800 mm	301808	1.6	500
	1000 mm	301810	2.0	500
	1200 mm	301812	2.4	500
20 mm	800 mm	302008	2.0	500
	1000 mm	302010	2.5	500
	1200 mm	302012	3.0	500

Other dimensions on request.

## Mushroom impact guard, of impact-resistant plastic material

inside 20 mm tapered, red



Application	Part-No.	Kg	Unit
for twine poles Ø 16 - 18 mm	301823	0.04	100
for twine poles Ø 20 - 35 mm	301824	0.04	100

## Storage and transport pallet

for all current twine poles, welded frame made of square tubes 60 mm x 60 mm, shape made of stable iron sheet, galvanized, twine poles can be taken out perfectly because of staggered positions, pallet can be moved by crane and forklift, measures: 1200 mm x 800 mm x 820 mm max. load: 1500 kg



Material	Part-No.	Kg	Unit
galvanized	50118-5	98.0	1






**Plumb line holder**

for screw-fitting to twine poles, held by screw, with welded flat iron and notch as rope guide, can be installed on twine poles of Ø 18 mm

	Part-No.	Kg	Unit
galvanized	301820	0.4	100



**Plumb line holder**

for screw-fitting to twine poles, held by screw, with round bar Ø 13 mm, including notch as rope guide, can be installed on twine poles of Ø 10 mm - Ø 20 mm, round bar can move in longitudinal direction

	Part-No.	Kg	Unit
galvanized	301821	1.5	100



**Plumb line holder**

for screw-fitting to twine poles, made of plastic material, fits all twine poles, with rope guide

	Part-No.	Kg	Unit
plastic	301822	0.1	25



**Leveling guide, black**

with installed allen screw M8 (VA), dimensions: 20.5 mm x 30.5 mm x 200 mm, available with or without clamping bracket (VA)

	Part-No.	Kg	Unit
<b>With clamping bracket</b> without adjusting ring	301825	0.22	25
<b>Without clamping bracket</b> without adjusting ring	301825-0	0.20	25
clamping bracket	301825-1	0.02	25
adjusting ring	301825-2	0.10	25



**Round strand rope**

for placing in plumb line holder, rope Ø 2 mm

	Part-No.	Kg	Unit
galvanized	301830	50.0	500 m





**Crowbar**

very robust design, with forged tip and straight cutter, made of 30 mm round bar, black powder coating, available in different lengths

	Part-No.	Kg	Unit
length: 1.50 m	10196	9.0	10
length: 1.80 m	10197	11.0	10

**Same as above, but with tip and bent cutter with grab**

	Part-No.	Kg	Unit
length: 1.50 m	10196GS	9.0	10
length: 1.80 m	10197GS	11.0	10



**Lamp iron**

for versatile use in road construction, red painted, made of Ø 12 mm round bar, with welded U shackle for holding tapes, cables, lines, etc., with forged tip for easy driving into the ground, length: 1.25 m

	Part-No.	Kg	Unit
red painted	31551	1.0	500

**Lamp iron**

for versatile use in road construction, red painted, made of Ø 12 mm fluted bar, with welded UVV shackle for holding tapes, cables, lines, etc., with forged tip for easy driving into the ground, length: 1.20 m


	Part-No.	Kg	Unit
red painted, Ø 12 mm	315522	1.0	500
red painted, Ø 10 mm	315522-0	0.8	500



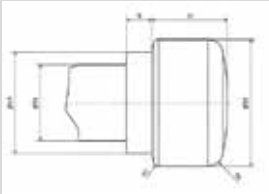
**Barrier tape**

printed on both sides, in red / white blocks, 500 m reel in special carton

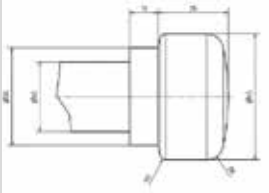
Dimensions:	Part-No.	Kg	Unit
0,03 mm x 80 mm x 500 m	3WT8500	1.0	1



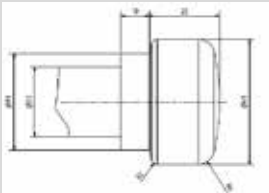
part-no. 311604



part-no. 312504



part-no. 322507



### Fixing peg Type 1

this peg is especially suitable for fixing steel anchor plates in the ground, because of the passage on the forged head it can be easily removed by remout-adapter or crowbar

Diameter 16 mm	Part-No.	Kg	Unit
400 mm	311604	0.6	10
600 mm	311606	1.0	10
800 mm	311608	1.3	10

Diameter 25 mm	Part-No.	Kg	Unit
400 mm	312504	1.6	5
600 mm	312506	2.4	5
800 mm	312508	3.3	5
1000 mm	312510	4.2	5
1200 mm	312512	5.0	5

### Fixing peg Type 2

this peg is used in scaffolding and formwork, the head is double forged, so it can be dived in until the ring and always pulled out on this area

Diameter 25 mm	Part-No.	Kg	Unit
700 mm	322507	3.2	5
900 mm	322509	3.7	5

### Extracting-adapter

for pulling out pegs in combination with universal hook part-no. 20289

galvanized	Part-No.	Kg	Unit
	20288	1.5	1

### Universal hook

for individual applications, especially with extracting-adapter part-no. 20288 for pulling out pegs

galvanized	Part-No.	Kg	Unit
	20289	1.5	1





### Trench shoring spindle separate, Ø 32 mm

Ø 32 mm solid threaded spindle with welded claw plate with 2 fastening holes. Claw plate dimensions: 70 mm x 70 mm, wing nut with internal groove for locking ring of malleable cast iron, brown finish

		Part-No.	Kg	Unit
total length:	450 mm			
thread length:	300 mm	20201	3.5	100



### Trench shoring tube separate, Ø 42 mm

Ø 42.4 mm round tube, with welded claw plate with 2 fastening holes. Claw plate dimensions: 70 mm x 70 mm, brown finish

		Part-No.	Kg	Unit
size 1	tube length: 45 cm	20221	1.5	100
size 1a	tube length: 55 cm	20222	2.0	100
size 2	tube length: 75 cm	20223	2.5	100
size 3	tube length: 105 cm	20224	3.5	100
size 4	tube length: 135 cm	20225	4.0	100



### Trench shoring „Perfect“ Ø 32 mm

for civil engineering use, for bracing and supporting canal walls, acc. to DIN 4124 with test label TBG-4P 32, spindle: Ø 32 mm, outer tube: Ø 42.4 mm with claw plates 70 mm x 70 mm on both sides, brown finish

		Part-No.	Kg	Unit
size 1	0.50 - 0.80 m 39.90 kN - 37.20 kN	20211	5.2	100
size 1a	0.60 - 0.90 m 39.90 kN - 34.10 kN	20212	5.5	100
size 2	0.80 - 1.10 m 39.50 kN - 29.40 kN	20213	6.2	100
size 3	1.10 - 1.40 m 37.70 kN - 29.30 kN	20214	7.0	100
size 4	1.40 - 1.70 m 31.70 kN - 26.50 kN	20215	8.0	100



Please note the conditions for using trench shorings and shaft heads



info.scan



### Solid wall pallet

for universal use in storage, vertical and cross tubes made of Ø 48.3 mm round tube, inside dimensions: 1.43 m x 0.87 m x 0.50 m, solid wall pallet can hold up to 1.5 t of load, suitable for transport by fork-lift truck, platform floor truck or crane, the shape of the feet adds stability to the stack, 4 containers are possible in a stack

	Part-No.	Kg	Unit
painted	50321	67.0	1
galvanized	50322	69.0	1



To combine the spindle with tubes of different length, the ring can be opened by special tool. Spindle and tube are firmly connected with each other by a locking ring.





**Trench shoring „Perfect“ Ø 48 mm**

for civil engineering use, for bracing and supporting canal walls, acc. to DIN 4124 with test label TBG-4P 48, spindle: Ø 48.3 mm, outer tube: Ø 57 mm with supporting angle 100 mm x 150 mm on both sides, brown finish



		<b>Part-No.</b>	<b>Kg</b>	<b>Unit</b>
size 1	0.70 - 1.17 m 65.50 kN - 61.10 kN	20231	8.0	50
size 2	0.90 - 1.50 m 65.50 kN - 59.90 kN	20232	10.0	50
size 3	1.20 - 2.10 m 60.10 kN - 51.70 kN	20233	13.0	50

**Trench shoring „Perfect“ Ø 60 mm**

for civil engineering use, for bracing and supporting canal walls, acc. to DIN 4124 with test label TBG-4P 60, spindle: Ø 60 mm, outer tube: Ø 70 mm with supporting angle 100 mm x 150 mm on both sides, brown finish



		<b>Part-No.</b>	<b>Kg</b>	<b>Unit</b>
size 1	0.90 - 1.50 m 100.00 kN - 100.00 kN	20241	17.0	30
size 2	1.40 - 2.00 m 100.00 kN - 96.90 kN	20242	20.0	30
size 3	1.90 - 2.50 m 98.80 kN - 83.90 kN	20243	23.0	30
size 4	2.40 - 3.00 m 80.80 kN - 75.30 kN	20244	26.0	30

**Stackable pallet**

for universal use for the storage of long goods, vertical and cross tubes are made of Ø 48.3 mm round tube, inside dimensions: 1.43 m x 0.87 m x 0.70 m, with additional center welded cross tube, the pallet can carry loads up to 1.5 t, can be moved by fork-lift truck, platform floor truck or crane, the tulip shape of the feet gives the pallet stack stability



	<b>Part-No.</b>	<b>Kg</b>	<b>Unit</b>
painted	50150	26.0	9
galvanized	50160	27.0	9

Traffic safety

Infrastructure building

Mobile fence

Formwork

Building support safety

Storage - transport


Individual design

Rental



**Trench strut**

for civil engineering use, for bracing and supporting canal walls with outer thread for easy thread cleaning, hand crush and failure guard make handling these props safer, robust punch nose for quick decapsulation



Painted	Part-No.	Kg	Unit
extension length: 450 - 620 mm	11825P	6.5	48
extension length: 600 - 925 mm	11826P	7.5	48
extension length: 800 - 1320 mm	11827P	8.8	48
extension length: 1000 - 1720 mm	11828P	10.2	48


Galvanized	Part-No.	Kg	Unit
extension length: 450 - 620 mm	11825V	6.5	48
extension length: 600 - 925 mm	11826V	7.5	48
extension length: 800 - 1320 mm	11827V	8.8	48
extension length: 1000 - 1720 mm	11828V	10.2	48



**Soil and concrete tamper**

with robust bottom plate for tamping, welded on the shaft is a T handle of ideal 730 mm total working height


	Part-No.	Kg	Unit
painted, 200 mm x 200 mm	10191	12.0	1



**Shaft cover**

for temporary covering of shafts during construction work  
Diameter: 780 mm x 10 mm

	Part-No.	Kg	Unit
made of sheet steel	20228	38.0	12



**Stackable pallet for shaft covers**

for transport and storage of shaft covers 8 or 10 mm thick, Ø 780 mm the pallet can be combined with our system part-no. 3B214 for base plates, panel fences and traffic panels

	Part-No.	Kg	Unit
galvanized	3B214-3	105.0	1

## Lattice beam 450

for several uses in building construction, robust, hot-dip galvanized and long-lasting Ø 43.8 mm, thickness: 3.25 mm, height: 450 mm, dimension between axes: 400 mm



Length:	Part-No.	Kg	Unit
3200 mm	353216	30.0	1
4200 mm	354216	37.0	1
5200 mm	355216	48.0	1
6200 mm	356216	61.0	1
7300 mm	357216	70.0	1


## Wooden trench bridge

for safe crossing of ditches and canals, galvanized steel frame, with access ramp for wheelchairs, prams, etc., wood cover and skirting of all-wood panel with several coatings. Slip-resistant cover all round, weather-resistant impregnation ensures long life, the side rails are equipped with red-white-red reflecting stripes. Both railings can be removed for space-saving transport and storage.



**This trench bridge complies with the workplace and ZTV-SA ordinance, load: 150 kg / m<sup>2</sup>**

	Part-No.	Kg	Unit
width: 1.00 m. length: 1.00 m	20250-10	43.0	5
width: 1.00 m. length: 1.70 m	20250	45.0	5
width: 1.00 m. length: 2.20 m	20251	55.0	5
width: 1.00 m. length: 2.70 m	20252	70.0	5
width: 1.00 m. length: 3.20 m	20254	100.0	5



slip-resistant cover

impregnation

The impregnation of the wood elements protects them from bad weather and makes the bridge durable.



Individualization for Trench bridge railings is possible. Your logo protects against theft and adds an advertising impact.





## Plastic trench bridge

for safe crossing of ditches and canals, plastic, anti-slip floor, connecting of elements possible by steel clamps, load: 44 to max.  
Max. width of trenches: 70 cm, dimensions: 1.50 x 0.50 m

	Part-No.	Kg	Unit
center piece	20260	43.0	1
end piece	20260E	23.0	1

## Aluminium trench bridge

for safe crossing of ditches and canals, galvanized steel frame, with access ramp for wheelchairs, prams, etc., floor cover of anti-slip aluminium checker plate (4/5 mm) and skirting of aluminium square section and firmly bolted to the supporting construction. The side rails are equipped with red-white-red reflecting stripes. Both railings can be folded down for space-saving transport and storage.



**This trench bridge complies with the workplace and ZTV-SA ordinance, load: 200 kg / m<sup>2</sup>**

	Part-No.	Kg	Unit
width: 1.00 m, length: 1.70 m	20270	54.0	5
width: 1.00 m, length: 2.20 m	20271	67.0	5
width: 1.00 m, length: 2.70 m	20272	79.0	5
width: 1.00 m, length: 3.20 m	20273	92.0	5
width: 1.20 m, length: 2.70 m	2027212	100.0	5
width: 1.20 m, length: 3.20 m	2027312	120.0	5
width: 1.30 m, length: 4.00 m	2027413	300.0	5
width: 1.30 m, length: 5.00 m	2027513	360.0	5
width: 1.30 m, length: 6.00 m	2027613	430.0	5



Alu trench bridge 4, 5 or 6 m incl. statics calculation. Please request separately.





## Aluminium trench bridge

for safe crossing of ditches and canals, completely made of aluminium, with access ramp for wheelchairs, prams, etc., floor cover of anti-slip aluminium checker plate (3/4 mm) and skirting of square section and firmly bolted to the supporting construction. The side rails are equipped with red-white-red reflecting stripes and can be folded down for space saving transport and storage. Carry handles on both sides allow an ergonomical handling, 4 angles for stacking allow a safe transport and storage, bridges can be saved on ground by ground pegs, load: 200 kg/m<sup>2</sup>

	Part-No.	Kg	Unit
width: 1.00 m, length: 1.70 m	20280	34.0	1
width: 1.00 m, length: 2.20 m	20281	42.0	1
width: 1.00 m, length: 2.70 m	20282	51.0	1
width: 1.00 m, length: 3.20 m	20283	59.0	1



*This trench bridge complies to the workplace and ZTV-SA regulation*

Additional grab handles can be ordered separately



	Part-No.	Kg	Unit
grab handles	20280G	1.0	12



## Aluminium trench bridge „Secure“

with safety handrail for safe crossing of ditches and canals, completely made of aluminium, with access ramp for wheelchairs, prams, etc., floor cover of anti-slip aluminium checker plate (3/4 mm) and skirting of square section and firmly bolted to the supporting construction. The side rails are equipped with red-white-red reflecting stripes and can be folded down for space saving transport and storage. Carry handles on both sides allow an ergonomic handling, 4 angles for stacking allow a save transport and storage, bridges can be saved on ground by ground pegs, load: 200 kg /m<sup>2</sup>

	Part-No.	Kg	Unit
width: 1.00 m, length: 2.20 m	20281-S	48.0	1
width: 1.00 m, length: 2.70 m	20282-S	58.0	1
width: 1.00 m, length: 3.20 m	20283-S	68.0	1



*This trench bridge complies to the workplace and ZTV-SA regulation*

Additional grab handles can be ordered separately



	Part-No.	Kg	Unit
grab handles	20280G	1.0	12



**Aluminium trench bridge**

for save crossing of ditches and canals, completely made of aluminium, with access ramp for wheelchairs, prams, etc., floor cover of anti-slip aluminium checker plate (3/4 mm). The side rails are equipped with red-white-red reflecting stripes. Carry handles on both sides allow an ergonomical handling, 4 angles for stacking allow a safe transport and storage, bridges can be saved on ground by ground pegs 30W80

width: 1.30 m, length: 6.00 m	<b>Part-No.</b> 2028613	<b>Kg</b> 180.0	<b>Unit</b> 5
-------------------------------	----------------------------	--------------------	------------------



**Fixing peg Type 1**

this peg is especially suitable for fixing steel anchor plates in the ground, because of the passage on the forged head it can be easily removed by remout-adapter or crowbar

<b>Diameter 25 mm</b> 600 mm	<b>Part-No.</b> 312506	<b>Kg</b> 2.4	<b>Unit</b> 5
---------------------------------	---------------------------	------------------	------------------



**Plastic trench bridge**

for save crossing of ditches and canals, useable surface made of non-slip plastics, with railings made of galvanized steel that can be inserted laterally. With carry handle and touch strip, the railings are equipped with red-white-red reflecting stripes, load: 1000 kg

width: 1.00 m, length: 1.70m	<b>Part-No.</b> 20261	<b>Kg</b> 35.0	<b>Unit</b> 10
------------------------------	--------------------------	-------------------	-------------------



*plastic surface can be changed in width, for further uses*



info.scan



### Set of wooden trench bridges

consisting of:  
 10 pcs. wooden trench bridge 2.20 m part-no. 20251  
 1 pc. stackable pallet for trench bridges part-no. 50119  
 1 pc. lashing strap part-no. 50352-4

Part-No.	Kg	Unit
20251-SET	680.0	1



### Set of aluminium trench bridges 1

consisting of:  
 5 pcs. aluminium trench bridge 2.20 m part-no. 20271  
 1 pc. stackable pallet for trench bridges part-no. 50119  
 1 pc. lashing strap part-no. 50352-4

Part-No.	Kg	Unit
20271-SET	390.0	1



### Set of aluminium trench bridges 2

consisting of:  
 5 pcs. aluminium trench bridge 2.20 m part-no. 20281  
 1 pc. stackable pallet for trench bridges part-no. 50119  
 1 pc. lashing strap part-no. 50352-4

Part-No.	Kg	Unit
20281-SET	250.0	1



### Stockable pallet for trench bridges

incl. crane hooks and fixation point for lashing straps. For practicable and easy loading and unloading the carrying cross tubes are welded higher than the longitudinal tubes. Suitable for holding 10 wooden or 5 aluminium trench bridges 1.00 m wide.

outer dimensions: 1.39 m x 1.18 m x 1.28 m

inner dimensions: 1.30 m x 1.08 m x 1.09 m

galvanized

Art.-Nr.	kg	VPE
50119	38,0	1







i

## Special shoring bridges acc. to your individual requirements!

A standard solution for bridging ditches and shafts is often not enough for requirements on civil engineering sites.

We want to provide added value to our customers, no off-the-peg problem solutions but solutions tailored to the concrete requirements of your situation. To enable us to provide the optimum service, our experts invest their experience for your benefit to develop your individual shoring bridge together with you.



i

### The quick route to your individual shoring bridge:

1. You need a special solution for a temporary bridge construction.
2. Please contact our experts and explain your problem to them or simply mail us a rough sketch with your idea of what the bridge construction should look like.
3. We develop a convincing design and send you a technical design drawing.
4. You may want changes to be made to the design, and we will make the changes until the design is satisfactory to you.
5. We manufacture your special bridge construction in highest quality.

**Please contact us!**



info.scan

Traffic safety

Infrastructure  
building

Mobile fence

Formwork

Building support  
safety

Storage - transport

Individual design

Rental

Traffic safety

Infrastructure building

Mobile fence

Formwork

Building support safety

Storage - transport

Individual design

Rental

# Mobile fence





Traffic safety

Infrastructure building

Mobile fence


Formwork

Building support safety

Storage - transport

Individual design

Rental



**Mobile fence „Standard“**

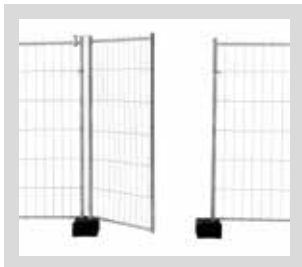
as barrier around construction sites, mobile fence pre-galvanized, with tubular frame all around, vertical tubes Ø 40.0 mm, horizontal tubes Ø 26.9 mm, mesh size: vertical: 100 mm, horizontal: 300 mm, wire size vertical: 3.4 mm, wire size horizontal: 3.8 mm, 33 vertical wires, 5 horizontal wires, projecting wire ends as climb-over protection, easy handling, appropriate quality

Element	Part-No.	Kg	Unit
width: 3.50 m, height: 2.00 m	3B2035	16.0	35

<b>Element with hooks and eyes</b> width: 3.50 m, height: 2.00 m	3B2035H	16.0	35
---	---------	------	----

<b>Compensation element</b> width: 2.20 m, height: 2.00 m	3B2022	11.5	35
--	--------	------	----

<b>Door element</b> width: 1.20 m, height: 2.00 m	3B2012	7.0	10
--	--------	-----	----



**Mobile fence „Protect“**


as fence around construction sites, mobile site fence pre-galvanized, tubular frame all around, vertical tubes Ø 40.0 mm, horizontal tubes Ø 30.0 mm, mesh size: vertical: 100 mm, horizontal: 260 mm, wire size vertical: 3.2 mm, horizontal: 4.0 mm, 33 vertical wires, 8 horizontal wires. incl. welded center

Element with crossbar	Part-No.	Kg	Unit
width: 3.50 m, height: 2.00 m	3B2035P	17.5	35



Use of the traffic panel flat with connecting clamp (page 15)





### Mobile fence „Standard“

as fence around construction sites, mobile site fence pre-galvanized, with tubular frame all around, vertical tubes Ø 40.0 mm, horizontal tubes Ø 26.9 mm, mesh size: vertical: 100 mm, horizontal: 300 mm, wire size vertical: 3.4 mm, wire size horizontal: 3.8 mm, 33 vertical wires, 2 horizontal wires, without projecting wire ends, easy handling, appropriate quality


Element	Part-No.	Kg	Unit
width: 3.50 m, height: 1.20 m	3B1235	10.5	35

Element with hooks and eyes	Part-No.	Kg	Unit
width: 3.50 m, height: 1.20 m	3B1235H	10.5	35



Compensation element	Part-No.	Kg	Unit
width: 2.20 m, height: 1.20 m	3B1222	8.0	35

Door element	Part-No.	Kg	Unit
width: 1.20 m, height: 1.20 m	3B1212	6.5	10



### Mobile fence „Light“

as fence around construction sites, mobile site fence pre-galvanized, with tubular frame all around, vertical tubes Ø 40.0 mm, horizontal tubes Ø 26.9 mm, mesh size: vertical: 100 mm, horizontal: 300 mm, wire size vertical: 2.5 mm, wire size horizontal: 3.0 mm, 33 vertical wires, 5 horizontal wires, easy handling due to the light weight

Element	Part-No.	Kg	Unit
width: 3.50 m, height: 2.00 m	3B2035L	13.0	35



Element with hooks and eyes	Part-No.	Kg	Unit
width: 3.50 m, height: 2.00 m	3B2035LH	13.0	35



### Mobile fence „Cloud“

as fence around construction sites, mobile site fence pre-galvanized, tubular frame all around, vertical tubes Ø 40.0 mm, horizontal tubes Ø 26.9 mm, mesh size: vertical: 100 mm, horizontal: 300 mm, wire size vertical: 2.5 mm, horizontal: 2.5 mm, 33 vertical wires, 5 horizontal wires. Easy handling due to the light weight

Element	Part-No.	Kg	Unit
width: 3.50 m, height: 2.00 m	3B2035C	11.5	40



Traffic safety

Infrastructure building

Mobile fence

Formwork

Building support safety

Storage - transport

Individual design


Rental



**Mobile fence „Secure“**

as fence around construction sites, mobile site fence pre-galvanized, with tubular frame all around, vertical tubes Ø 40.0 mm, horizontal tubes Ø 26.9 mm, mesh size: vertical: 30 mm, horizontal: 160 mm, wire size vertical: 3.0 mm, wire size horizontal: 3.8 mm, 112 vertical wires, 10 horizontal wires, especially secure version due to the close mesh network

Element	Part-No.	Kg	Unit
width: 3.50 m, height: 2.00 m	3B2035S	25.0	35



**Mobile fence „Profi“**

as fence around construction sites, mobile site fence hot-dip galvanized, with tubular frame all around, vertical tubes Ø 42.0 mm, horizontal tubes Ø 26.9 mm, mesh size: vertical: 100 mm, horizontal: 300 mm, wire size vertical: 3.5 mm, wire size horizontal: 4.0 mm, 33 vertical wires, 7 horizontal wires, professional quality for all requirements


Element	Part-No.	Kg	Unit
width: 3.50 m, height: 2.00 m	3B2036	19.0	35

Element with hooks and eyes	Part-No.	Kg	Unit
width: 3.50 m, height: 2.00 m	3B2036H	19.0	35

Compensation element	Part-No.	Kg	Unit
width: 2.20 m, height: 2.00 m	3B2023	16.0	35

Compensation element with hooks and eyes	Part-No.	Kg	Unit
width: 2.20 m, height: 2.00 m	3B2023H	16.0	35

Door element	Part-No.	Kg	Unit
width: 1.20 m, height: 2.00 m	3B620	10.0	10



For all Mobile fences „Profi“:

More stability because the cross tube welded in the standpipe!



## Mobile fence „Profi“

as fence around construction sites, mobile site fence hot-dip galvanized, tubular frame all around, vertical tubes Ø 42.0 mm, horizontal tubes Ø 26.9 mm, mesh size: vertical: 100 mm, horizontal: 300 mm, wire size horizontal: 4.0 mm, vertical: 3.5 mm, 33 vertical wires, 4 horizontal wires. Professional quality for all requirements


Element	Part-No.	Kg	Unit
width: 3.50 m, height: 1.20 m	3B1236	13.0	35

Element with hooks and eyes	Part-No.	Kg	Unit
width: 3.50 m, height: 1.20 m	3B1236H	13.0	35

Compensation element	Part-No.	Kg	Unit
width: 2.20 m, height: 1.20 m	3B1223	8.0	35

Compensation element with hooks and eyes	Part-No.	Kg	Unit
width: 2.20 m, height: 1.20 m	3B1223H	8.0	35

Door element	Part-No.	Kg	Unit
width: 1.20 m, height: 1.20 m	3B3612	7.0	10




## Mobile fence „Profi P“

as fence around construction sites, mobile site fence hot-dip galvanized, tubular frame all around, vertical tubes Ø 42.0 mm, horizontal tubes Ø 26.9 mm, mesh size: vertical: 100 mm, horizontal: 300 mm, wire size horizontal: 4.0 mm, vertical: 3.5 mm, 33 vertical wires, 5 horizontal wires. Professional quality for all requirements

Element	Part-No.	Kg	Unit
width: 3.50 m, height: 2.00 m	3B2036P	20.0	35

Element with hooks and eyes	Part-No.	Kg	Unit
width: 3.50 m, height: 2.00 m	3B2036PH	20.0	35




Compensation and door element see page 69, line Profi



## Mobile fence „Profi S“

as fence around construction sites, mobile site fence hot-dip galvanized, tubular frame all around, vertical tubes Ø 42.0 mm, horizontal tubes Ø 42.0 mm, mesh size: vertical: 100 mm, horizontal: 300 mm, wire size horizontal: 3.0 mm, vertical: 4.0 mm, 33 vertical wires, 7 horizontal wires. Hooks and eyes are welded to the sides of the vertical tubes for connecting mobile site fences (without inside cross tube)

Element	Part-No.	Kg	Unit
width: 3.50 m, height: 2.00 m	3B2036SH	24.0	35



**Mobile fence „Profi Master“**


as fence around construction sites, mobile site fence hot-dip galvanized, tubular frame all around, vertical tubes Ø 42.0 mm, horizontal tubes Ø 26.9 mm mesh size: vertical: 70 mm, horizontal: 300 mm, wire size horizontal: 4.0 mm, vertical: 5.0 mm, 44 vertical wires, 7 horizontal wires, welded bar for stabilisation. Professional quality for all requirements

Element	Part-No.	Kg	Unit
width: 3.50 m, height: 2.00 m	3B2036M	25.0	35

Element with hooks and eyes	Part-No.	Kg	Unit
width: 3.50 m, height: 2.00 m	3B2036MH	25.0	35

**i**  
 Compensation and door element see page 69, line Profi

**i**  
 For all Mobile fences „Profi“:  
 More stability because the cross tube welded in the standpipe!



**Mobile Fence „Profi Resistant“**

as fence around construction sites, mobile site fence hot-dip galvanized, tubular frame all around (sank-in), vertical tubes Ø 42.0 mm, horizontal tubes Ø 26.9 mm mesh size: vertical: 300 mm, horizontal: 50 mm, wire size horizontal: 3.8 mm, vertical: 2.4 mm, 67 vertical wires, 7 horizontal wires. Due to the tight mesh, overclimbing is much more difficult, the horizontal tube is welded in standpipe

Element	Part-No.	Kg	Unit
width: 3.50 m, height: 2.00 m	3B2036R	18.5	35

Element with hooks and eyes	Part-No.	Kg	Unit
width: 3.50 m, height: 2.00 m	3B2036RH	18.5	35

**i**  
 Compensation and door element see page 69, line Profi

Traffic safety

Infrastructure building

Mobile fence

Formwork


Building support safety

Storage - transport

Individual design

Rental






## Mobile fence „Economy“

as fence around construction sites, Mobile site fence pre-galvanized, tubular frame all around, vertical tubes Ø 38.0 mm welded with horizontal tube Ø 38.0 mm, edges on the bottom strengthened by gusset plate, mesh size: vertical: 260 mm, horizontal: 100 mm, wire size horizontal: 3.2 mm, vertical: 2.2 mm, easy handling because of low weight

Element	Part-No.	Kg	Unit
width: 3.50 m, height: 2.00 m	3B2035E	13.4	35



## Mobile fence „Event“

as barrier fence especially during events, mobile fence 3.00 m x 1.20 m, pre-galvanized, with tubular frame all around, tubes Ø 38.0 mm, mesh size: vertical: 290 mm, horizontal: 100 mm, wire size vertical: 3.3 mm, wire size horizontal: 3.3 mm, 29 vertical wires, 4 horizontal wires

Element	Part-No.	Kg	Unit
galvanized	3B1230	10.5	35



## Barricade panel 100 mm high, for mobile panel fences

Barricade panel, 1.60 m long, with special chamfer for mobile panel fence brackets, with film RA1/A red / white

Element	Part-No.	Kg	Unit
galvanized	32116	1.3	2



## Holders for barricade panels on mobile panel fences

Barricade panels part-no. 32116 or 34162 can be inserted and locked using special contours on the bracket.

The bracket is simply hooked into the mesh of the mobile panel fence and fixed with a screw.


Element	Part-No.	Kg	Unit
galvanized + coated red	3B20H1	0.3	1



## **i** Mobile fence overview

Designation	Mesh size in mm	Wire Ø horizontal	Wire Ø vertical	Weight in Kg
Standard	100 x 300	3.8	3.4	16.0
Protect	100 x 260	4.0	3.2	17.5
Light	100 x 300	3.0	2.5	13.0
Cloud	100 x 300	2.5	2.5	11.5
Secure	30 x 160	3.8	3.0	25.0
Profi	100 x 300	3.5	4.0	19.0
Profi P	100 x 300	4.0	3.0	19.0
Profi S	100 x 300	4.0	3.0	24.0
Profi Master	70 x 300	5.0	4.0	25.0
Profi Resistant	50 x 300	3.8	2.4	18.5
Economy	100 x 260	3.2	2.2	13.4
Event	100 x 290	3.3	3.3	10.5
Profi 500	100 x 300	3.8	3.0	14.0





**Mobile fence Profi 500**

as fence around construction sites, mobile fence hot-dip galvanized, tubular frame all around

Element	Part-No.	Kg	Unit
width: 3.30 m, height: 2.00 m	3B2036-500	14.0	25



**Technical data: 3B2036-500**



Outer dimensions: 3300 x 2000 mm  
 Mesh size: 100 / 300  
 Vertical tubes: Ø 40 mm - horizontal tubes Ø 19 mm  
 Element: without hook and eye

1

- hot-dip galvanized
- horizontal tube welded into the vertical tube
- flat pressed ending of horizontal tube

2

- due to the flat pressed ending of the horizontal tube space-saving bundles possible for economic transport and storing


3

- packaging units: 125 pcs Mobile fences
- in one package: 108 fences in a standing row, additional 17 pieces are packed flat on top of the bundle, saved by wooden planks and lashing straps for save transport
- also available in our standard packages of 35 - 70 pcs per bundle

4

**transport:**

- Mobile fences without base plates: 500 pcs
- Mobile fences with base plates: 420 pcs





## Mobile fence „Trapez 1.20 m“

as barrier fence especially during events, length: 2.20 m  
height: 1.20 m, galvanized steel frame with profiled metal sheet, vertical tubes of round tube Ø 42.4 mm, cross tubes 60 mm x 40 mm, can be linked by clamp part-no. 3VB10, can be set up on all standard base plates

	Part-No.	Kg	Unit
galvanized	3B1222V	28.0	25
sheet metal panel: blue	3B1222B	28.0	25
sheet metal panel: blue / yellow	3B1222BG	28.0	25
sheet metal panel: red	3B1222R	28.0	25
sheet metal panel: red / yellow	3B1222RG	28.0	25
sheet metal panel: red / white	3B1222RW	28.0	25



Minimum purchase: 1 packing unit



## Mobile fence „Trapez 2.00 m“

as barrier fence especially during events, length: 2.20 m  
height: 2.00 m, galvanized steel frame with profiled metal sheet, vertical tubes of round tube Ø 42.4 mm, cross tubes 60 mm x 40 mm, can be linked by clamp, part-no. 3VB10, can be set up on all standard base plates

	Part-No.	Kg	Unit
galvanized	3B2022V	35.0	25
sheet metal panel: blue	3B2022B	35.0	25
sheet metal panel: blue / yellow	3B2022BG	35.0	25
sheet metal panel: red	3B2022R	35.0	25
sheet metal panel: red / yellow	3B2022RG	35.0	25
sheet metal panel: red / white	3B2022RW	35.0	25



Minimum purchase: 1 packing unit

## Mobile fence support strut 4.00 m

stabilizes stacked mobile fence elements with a height of approx. 4 m, with base plate that enables an universal fixing on the ground by borings and a welded connecting piece, 2 x connecting clamp part-no. 3VB10 for fixing on fence and 1 x ground peg part-no. 30W80H for fixing support strut on the ground included

	Part-No.	Kg	Unit
galvanized	3B1544	24.0	15

## Adapter piece

for connecting two fences in the height, by easily stacking in the adapter piece, fences can be stacked to 4 m height and be safed by support strut part-no. 3B1544



	Part-No.	Kg	Unit
galvanized	3B157	2.0	20



**Base plate of concrete**

for stability of mobile fences, dimensions: width: 220 mm, length: 700 mm, height: 125 mm, with 6 holes Ø 42 mm for inserting the site fence tubes incl. carry handles

	Part-No.	Kg	Unit
concrete	3F100	36.0	24



**Base plate of concrete**

for stability of mobile fences, dimensions: width: 180 mm, length: 690 mm height: 130 mm, with 4 holes Ø 42.4 mm for inserting the site fence tubes incl. carry handles

	Part-No.	Kg	Unit
concrete	3F101	25.0	25



**Base plate of recycled plastic material**

for stability of mobile fences, dimensions: width: 250 mm, length: 700 mm, height: 145 mm, with 6 holes Ø 42 mm for inserting the site fence tubes

	Part-No.	Kg	Unit
recycled material	3F112	24.0	50
recycled material	3F110	20.0	50



**Base plate of recycled plastic material**

for stability of mobile fences, dimensions: width: 250 mm, length: 685 mm, height: 135 mm, with 4 holes Ø 42 mm and 1 hole 60 mm x 60 mm for inserting the site fence tubes

	Part-No.	Kg	Unit
recycled material	3F113	26.0	50
recycled material	3F111	20.0	50



**Base plate of recycled plastic material**

for stability of mobile fences, dimensions: width: 290 mm, length: 800 mm, height: 125 mm, with 4 holes Ø 42 mm and 2 holes Ø 40 mm x 40 mm for inserting the site fence tubes

	Part-No.	Kg	Unit
recycled material	3F110L	16.0	20






**Mobile fence stand**

galvanized steel construction with sleeves for inserting the site fence tubes and brackets for fastening 2 site fences with each other, 2 base plates have holes for ground pegs to anchor the post on the ground, dimensions: depth: 120 mm, height: 850 mm, supported width: 800 mm

	Part-No.	Kg	Unit
galvanized	3B150	4.5	50



**Mobile fence plate**

with carrying handle for comfortable handling, with bolted sleeves for connecting 2 site fences, including set of bolts, dimensions of the base plate: 500 mm x 700 mm

	Part-No.	Kg	Unit
galvanized	3B151	12.5	10



**Connecting plate**

for connecting 2 site fences by sleeves for inserting of the vertical tubes, suitable for permanent installation, with 4 holes in the base plate for plugging, dimensions: 130 mm x 160 mm

	Part-No.	Kg	Unit
galvanized	3B152	2.0	10



**Barbed wire holder Y-shape**

protects against unintentional exceeding of the wall element, barbed wire is attached through slanted slots in the square tube

	Part-No.	Kg	Unit
galvanized	3B156	0.8	10



**Barbed wire**

made of heavy galvanized wires  
2-wiry, 4-spiky, top distance 100 mm

	Part-No.	kg/roll	Unit
thickness 1.7 mm	3B156-4	12.5	250 m
thickness 2.5 mm	3B156-5	20.5	200 m



**Binding wire**

annealed wire 2,00 mm, black

	Part-No.	kg/roll	Unit
2.0 mm	3B156-6	5.0	1



Traffic safety

Infrastructure building

Mobile fence

Formwork

Building support safety

Storage - transport

Individual design

Rental



**Fence lock**  
u-shackle, with padlock

	Part-No.	Kg	Unit
galvanized	3B1213	2.0	5



**Roller**  
for site fence door element, including clamp

	Part-No.	Kg	Unit
Ø 200 mm	3R116	1.5	1



**Door shaft collar**  
suitable for all elements, with locking screw

	Part-No.	Kg	Unit
galvanized	3B116	0.6	1



**Pivot joint**  
for use with door elements, including bolt and nut for fastening

3B115




3B115-1

	Part-No.	Kg	Unit
galvanized	3B115	1.0	1
galvanized	3B115-1	1.0	1



**Lift-off guard**  
to secure all mobile fence elements, consisting of connection clamp and catch

	Part-No.	Kg	Unit
galvanized	3B155	0.5	10



**Ground sockets**

steel construction, with pointed angle iron for driving the socket in the ground, 2 sockets welded at the sides can be used for inserting site fence vertical tubes, length: 600 mm

	Part-No.	Kg	Unit
galvanized	3B153	2.6	10

**Connecting clamp**

for mobile fences, with screw M10 x 60 mm



	Part-No.	Kg	Unit
galvanized, 1.5 mm sheet thickness	3VB10L	0.2	50
galvanized, 2.5 mm sheet thickness	3VB10	0.3	50
galvanized, 5.0 mm sheet thickness	3VB10V	0.5	50



**Safety connection clamp**

for mobile fences, can only be opened with special tool

	Part-No.	Kg	Unit
galvanized, 2.5 mm sheet thickness	3VB10S	0.5	50
galvanized, 5.0 mm sheet thickness	3VB10SV	0.5	50
special tool	3VB11	0.1	1



**High-safety connection clamp**

for mobile fences, can only be opened with special tool



	Part-No.	Kg	Unit
galvanized, 5.0 mm sheet thickness	3VB10HV	0.5	50
special tool	3VB12	0.1	1

**Connector**

for mobile fences, screws included (deployable without screws)



	Part-No.	Kg	Unit
plastic	33328	0.1	50

**Socket wrench kit, 20 parts, square drive 1/2"**

consisting of:

- 12 x Socket wrench insets, hexagonal, SW 10, 11, 12, 13, 14, 15, 16, 17, 18, 19, 22, 24
- 3 x Socket wrench insets, hexagonal, long version, SW 13, 17, 19
- 1 x Switch ratchet
- 1 x Extension 250 mm
- 1 x Universal joint
- 1 x Spark plug wrench 16 mm
- 1 x Adapter from 3/8" square drive to 1/2" external square drive



Material: Chrome vanadium

	Part-No.	Kg	Unit
each	60100	3.0	1



### Mobile fence top for lashing straps

by clipping on the top a safe transport can be guaranteed, the fences and lashing straps are protected against damages by the top

	Part-No.	Kg	Unit
galvanized, sheet thickness: 2.5 mm	3B20-A	1.0	20

Traffic safety

Infrastructure building

Mobile fence

Formwork

Building support safety

Storage - transport

Individual design

Rental



### Mobile fence net

for spreading out on all mobile site fences 3.50 m x 2.00 m, including cable strap to fix the net to the site fence, wind permeability: approx. 12 %

	Part-No.	Kg	Unit
mobile fence net white	3FB36W	0.8	5
mobile fence net green	3FB36G	0.8	5

### Flame resistant, B1 certified

mobile fence net white	3FB36W-B1	1.0	5
mobile fence net green	3FB36G-B1	1.0	5

### Screen tarpaulins, low flammability

for fixing to site fences, suitable for all mobile site fences 3.50 m x 2.00 m, including cable strap to fix the screen to the site fence, screen thickness: 0.25 mm



	Part-No.	Kg	Unit
screen tarpaulins white	3FB35	0.8	5
screen tarpaulins green	3FB35G	0.8	5
screen tarpaulins black	3FB35S	0.8	5
screen tarpaulins blue	3FB35B	0.8	5
screen tarpaulins with Schake Logo	3FB35 Logo	0.8	5

<b>Certified to EN 13501</b>	3FB35-B1	0.8	5
------------------------------	----------	-----	---

### Screen tarpaulins, white

same as above, but reels for 2.00 m high mobile site fence, length: 20 m

	Art.-Nr.	kg	VPE
screen tarpaulins white	3FBR35	5.0	1



### Individually printed Mobile fence screen or net

Design your mobile fence screen or net as you want to have it! Your advertisement will be shown on 3.5 x 2.0 m, for a great visibility. With our individual printed screens and nets, you use your construction site fence as a great advertising media!

	Part-No.
Mobile fence screen tarpaulin	3FB35KL
Mobile fence net	3FB36KL



**Mobile fence support strut**

stabilizes mobile fence elements, with welded base plate and holes for driving in ground pegs, connection clamp (Part-no. 3VB10) for fastening to site fence and ground peg (Part-no. 30W80) for fixing the support strut are available separately

**Height: approx. 1.60 m, for 2.00 m Mobile fence**

	Part-No.	Kg	Unit
galvanized, without clamp, without ground peg	3B154	4.9	10
galvanized, with clamp, without ground peg	3B154-1	5.2	10
galvanized, with clamp and ground peg	3B154-2	6.4	10



**Height: approx. 1.00 m, for 1.20 m Mobile fence**

	Part-No.	Kg	Unit
galvanized, without clamp, without ground peg	3B1541	3.6	10
galvanized, with clamp, without ground peg	3B1541-1	3.9	10
galvanized, with clamp and ground peg	3B1541-2	5.1	10



**Mobile fence support strut with tube-port**

stabilizes mobile fence elements, with welded base plate and holes for driving in ground pegs, and additional welded tube-port Ø38 mm to be fixed under Mobile fence base plates, height: approx. 1.60 m, for 2.00 m Mobile fence

	Part-No.	Kg	Unit
galvanized, without clamp, without ground peg	3B1542	4.8	10
galvanized, with clamp, without ground peg	3B1542-1	5.1	10
galvanized, with clamp and ground peg	3B1542-2	6.3	10



**Mobile fence support strut incl. base plate**

stabilizes mobile fence elements, with continuous supporting element and holes for driving in ground pegs, connecting clamps (Part-no. 3VB10) for fixing on fence are available separately, weight leveling to 1 m possible, height: approx. 1.60 m, for 2.00 m Mobile fence

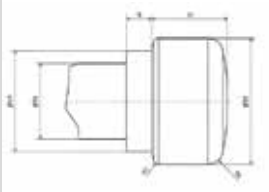
	Part-No.	Kg	Unit
galvanized, without clamp	3B1543	15.0	10
galvanized, with clamp	3B1543-1	15.3	10



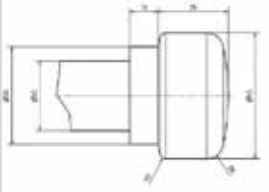
Storage of support struts also possible in stackable pallets, see segment: Storage - transport



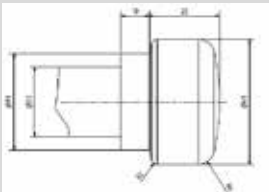
Part-No. 311604



Part-No. 312504



Part-No. 322507



**Fixing peg Type 1**

this peg is especially suitable for fixing steel anchor plates in the ground, because of the passage on the forged head it can be easily removed by remove-adaptor or crowbar

Diameter 16 mm	Part-No.	Kg	Unit
400 mm	311604	0.6	10
600 mm	311606	1.0	10
800 mm	311608	1.3	10

Diameter 25 mm	Part-No.	Kg	Unit
400 mm	312504	1.6	5
600 mm	312506	2.4	5
800 mm	312508	3.3	5
1000 mm	312510	4.2	5
1200 mm	312512	5.0	5

**Fixing peg Type 2**

this peg is used in scaffolding and formwork, the head is forged double, so it can be dived in until the ring and always pulled out on this area

Diameter 25 mm	Part-No.	Kg	Unit
700 mm	322507	3.2	5
900 mm	322509	3.7	5

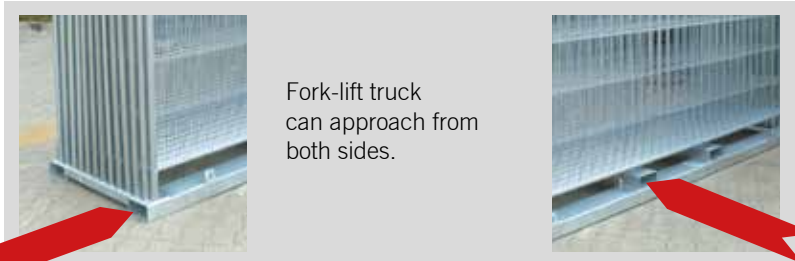


**Transport box for base plates**


mesh box, for storage and transport of all kinds of mobile fence feet. 4 sides and bottom of steel grating with Ø 4 mm wires. One long side removable for ease of loading and unloading the box. Loading: 5 base plates side by side, 7 feet stacked. The transport box is stackable and can be moved by fork-lift truck or crane. In addition to the main purpose, the transportation of base plates, the box can be used for storing all kinds of building material or tools. Inside dimensions: 1.43 m x 0.87 m x 0.94 m

galvanized	Part-No.	Kg	Unit
	3B231	96.0	1





Fork-lift truck can approach from both sides.



### Storage and transport pallet for mobile fences

galvanized steel constructions suitable for transport by fork-lift truck or crane, dimensions: 3.56 m x 1.02 m



info.scan

	Part-No.	Kg	Unit
for 25 mobile fences	3B210	100.0	1
for 29 mobile fences	3B211	110.0	1



### Box for connection clamps

adaption for storage and transport pallet 3B211, steel construction for inlaying in pallet, for putting in accessory like connection clamps, with handles

	Part-No.	Kg	Unit
galvanized	3B211-W	22.7	1



### Storage and transport pallet for base plates

galvanized steel construction holds 30 base plates (suitable for part-no. 3B210/ 3B211), welded fork lift pockets for transport by fork-lift truck, stackable together with storage and transport crossbar for mobile fences, dimensions: 3.56 m x 1.02 m

	Part-No.	Kg	Unit
galvanized	3B215	140.0	1


Suitable for base plates of concrete or recycled plastic material.



### Storage and transport pallet for mobile fences

pallet for horizontal transport and storage of mobile fences, galvanized steel construction, quantity depends on type of mobile fence, can be moved by fork lift or crane, removable tubes for easy remove and assembly incl. bores for fixing of lashing straps

	Part-No.	Kg	Unit
for 60 mobile fences, overall height 2.30 m	3B209FG	99.5	1
for 30 mobile fences, overall height 1.20 m	3B209FK	86.0	1





**Twin pallet 30**

for 30 mobile fences and 30 feet an efficient solution for several uses, especially for construction sites where mobile fences will be often set and removed, fences and feet can be uploaded together, box for accessories can be hang in toolless, ideal solution for transport and stocking of these products.



the stored base plates are secured inside the pallet by laterally, foldable mounts. By simple folding of those mounts, the base plates can be taken out of the pallet without any obstacle for a very smooth handling.

Twin pallet is made of strong steel construction welded and hot-dip galvanized

- max. stand tube diameter: Ø 42.4 mm
- max. cross bar diameter: Ø 26.9 mm



	<b>Part-No.</b>	<b>Kg</b>	<b>Unit</b>
galvanized	3B212T	160.0	1

**Twin pallet 15**

for 15 mobile fences and 15 feet an efficient solution for several uses, especially for construction sites where mobile fences will be often set and removed, fences and feet can be uploaded together, box for accessories can be hang in toolless, ideal solution for transport and stocking of these products.



Twin pallet is made of strong steel construction welded and hot-dip galvanized

- max. stand tube diameter: Ø 42.4 mm
- max. cross bar diameter: Ø 26.9 mm

**i also available as a packed set**

	<b>Part-No.</b>	<b>Kg</b>	<b>Unit</b>
galvanized	3B212T-15	139.7	1

**Box for connection clamps**

adaption for twin pallet 3B212T, steel construction for inlaying in pallet for putting in accessory like connection clamps, handles allow connecting on front of the twin pallet



	<b>Part-No.</b>	<b>Kg</b>	<b>Unit</b>
galvanized	3B212T-W	11.9	1

**Combi pallet**

for transport and storage of 30 mobile fence elements ( 3.50 m long ) and 31 base plates, feet secured by the lower first and higher last site fence element, dimensions: 1.14 m x 3.53 m, maximum load: 1.6 t



	<b>Part-No.</b>	<b>Kg</b>	<b>Unit</b>
galvanized	3B211K	185.0	1

**i also available as a packed set**

Fences and feet can be unloaded together and set up directly. Suitable for concrete feet and feet of recycled plastic material

**Mobile fence set 1 with storage and transport tie-bar**

consisting of

- 29 pcs. Mobile fence „Light“ part-no. 3B2035L
- 29 pcs. Base plate of recycled plastic material part-no. 3F110
- 29 pcs. Connecting clamp part-no. 3VB10L
- 1 pc. Storage and transport tie-bar for fences part-no. 3B211
- 1 pc. Storage and transport tie-bar for feet part-no. 3B215

Part-No.	Kg	Unit
3B211-SET1	1185.0	1

**Mobile fence set 2 with storage and transport tie-bar**

consisting of

- 29 pcs. Mobile fence „Standard“ part-no. 3B2035
- 29 pcs. Base plate of recycled plastic material part-no. 3F110
- 29 pcs. Connecting clamp part-no. 3VB10
- 1 pc. Storage and transport tie-bar for fences part-no. 3B211
- 1 pc. Storage and transport tie-bar for feet part-no. 3B215

Part-No.	Kg	Unit
3B211-SET2	1223.0	1

**Mobile fence set 3 with storage and transport tie-bar**

consisting of

- 29 pcs. Mobile fence „Profi“ part-no. 3B2036H
- 29 pcs. Base plate of recycled plastic material part-no. 3F110
- 1 pc. Storage and transport tie-bar for fences part-no. 3B211
- 1 pc. Storage and transport tie-bar for feet part-no. 3B215

Part-No.	Kg	Unit
3B211-SET3	1310.0	1

**Mobile fence set 1 with combi pallet and connecting clamp**

consisting of:

- 30 pcs. Mobile fence „Light“ part-no. 3B2035L
- 30 pcs. Base plate of recycled plastic material part-no. 3F110L
- 1 pc. Combi pallet for fences and feet part-no. 3B211K
- 30 pcs. Connecting clamp part-no. 3VB10L

Part-No.	Kg	Unit
3B211K-SET1	1079.0	1

**Mobile fence set 2 with combi pallet and connecting clamp**

consisting of

- 30 pcs. Mobile fence „Standard“ part-no. 3B2035
- 30 pcs. Base plate of recycled plastic material part-no. 3F110L
- 1 pc. Combi pallet for fences and feet part-no. 3B211K
- 30 pcs. Connecting clamp part-no. 3VB10

Part-No.	Kg	Unit
3B211K-SET2	1217.0	1

**Mobile fence set 3 with combi pallet**

consisting of

- 30 pcs. Mobile fence „Profi“ part-no. 3B2036H
- 30 pcs. Base plate of recycled plastic material part-no. 3F110
- 1 pc. Combi pallet for fences and feet part-no. 3B211K

Part-No.	Kg	Unit
3B211K-SET3	1344.0	1





**Mobile fence set 1 with twin pallet**

consisting of

- 30 pcs. Mobile fence „Light“ part-no. 3B2035L
- 30 pcs. Base plate of recycled plastic material part-no. 3F110
- 30 pcs. Connecting clamp part-no. 3VB10L
- 1 pc. Twin pallet part-no. 3B212T

Part-No.	Kg	Unit
3B212T-SET1	1150.0	1

**Mobile fence set 2 with twin pallet**

consisting of

- 30 pcs. Mobile fence „Standard“ part-no. 3B2035
- 30 pcs. Base plate of recycled plastic material part-no. 3F110
- 30 pcs. Connecting clamp part-no. 3VB10
- 1 pc. Twin pallet part-no. 3B212T

Part-No.	Kg	Unit
3B212T-SET2	1240.0	1

**Mobile fence set 3 with twin pallet**

consisting of

- 30 pcs. Mobile fence „Profi“ part-no. 3B2036H
- 30 pcs. Base plate of recycled plastic material part-no. 3F110
- 1 pc. Twin pallet part-no. 3B212T

Part-No.	Kg	Unit
3B212T-SET3	1330.0	1



**Mobile fence set 1 with storage and transport tie-bar for 2,20 m mobile fences**

consisting of

- 20 pcs. Mobile fence „Standard“ part-no. 3B2022
- 1 pc. Storage and transport tie-bar part-no. 32000

Part-No.	Kg	Unit
32000-SET1	310.0	1

**Mobile fence set 2 with storage and transport tie-bar for 2,20 m mobile fences**

consisting of

- 20 pcs. Mobile fence „Profi“ part-no. 3B2023H
- 1 pc. Storage and transport tie-bar part-no. 32000

Part-No.	Kg	Unit
32000-SET2	400.0	1

**Storage and transport pallet**

for panel and mobile fences, galvanized steel structure, suitable for transport by fork-lift or movement by crane, holds 20 units, available for barrier fences of 2.00 m or 2.40 m length



Part-No.	Kg	Unit
galvanized 32000	80.0	1



## Wooden mobile fence gate

two-winged, opening-width approx. 5 m, height approx 2 m,  
to be mounted with wood mobile fence stand 3B160, lockable with padlock, easy opening by rollers

consisting of:

- 2 pcs connector for inlaying in stand - 3B160T1
- 1 pc upper part of hinge (right) for insertion in wooden mobile fence stand - 3B160T2R
- 1 pc upper part of hinge (left) for insertion in wooden mobile fence stand - 3B160T2L
- 1 pc element of gate (right) - 3B160T3R
- 1 pc element of gate (left) - 3B160T3L
- 1 pc padlock - E1VHB-L63

Part-No.	Kg	Unit
3B160T	174,0	1

## spare parts Wooden Mobile fence gate

No.	description	Part-No.	Kg	Unit
1.	connector	3B160T1	2,8	1
2.	upper part right upper part left	3B160T2R 3B160T2L	4,7	1
3.	element of gate right element of gate left	3B160T3R 3B160T3L	80,0	1
4.	padlock	E1VHB-L63	0,3	1



## Wooden mobile fence

made of commercial 20 mm thick solid wood, with cross connection to nail it to a construction, impregnated, dimensions: 2.50 m x 2.00 m

Part-No.	Kg	Unit
3B165	50,0	20



**Wood mobile fence stand**

for wall elements to 40 mm thickness, wall element is inserted into below welded U-rail, additionally the element can be fixed in the middle by nails or screws. The stand is to be secured with ballast weights (e.g. concrete feet, our part-no. 3F100), height: 1815 mm

	Part-No.	Kg	Unit
galvanized	3B160	12.5	20

**Top of wood mobile fence stand**

by simply inserting of the top into the hoarding stand (part-no. 3B160) the wooden fence is fixed at the top

	Part-No.	Kg	Unit
galvanized, 490 mm	3B160-1	3.0	20
galvanized, 1000 mm	3B160-2	4.0	20



**Corner wood mobile fence stand**

for wall elements to 40 mm thickness, wall element is inserted in below welded U-rail, additionally the element can be fixed in the middle by nails or screws. The stand is to be secured with ballast weights (e.g. concrete feet, our part-no. 3F100), height: 1815 mm

	Part-No.	Kg	Unit
galvanized	3B160-E	14.5	5

**Corner top of wood mobile fence stand**

by simply inserting of the top into the hoarding stand (part-no. 3B160-E) the wooden fence is fixed at the top

	Part-No.	Kg	Unit
galvanized, 490 mm	3B160-E1	3.0	5
galvanized, 1000 mm	3B160-E2	4.0	5



**Barbed wire holder Y-shape**

protects against unintentional exceeding of the wall element, barbed wire is attached through slanted slots in the square tube

	Part-No.	Kg	Unit
galvanized	3B156	0.8	10

**Barbed wire**

made of heavy galvanized wires  
2-wiry, 4-spiky, top distance 100 mm



	Part-No.	kg/roll	Unit
thickness 1.7 mm	3B156-4	12.5	250 m
thickness 2.5 mm	3B156-5	20.5	200 m

**Binding wire**

annealed wire 2.00 mm, black




	Part-No.	kg/roll	Unit
2.0 mm	3B156-6	5.0	1



**Crowd barrier type D**

versatile application, as barrier and security of event sites, welded galvanized steel construction of Ø 33.7 mm round tube, hooks and connection brackets are welded to the sides for combining several elements, two feet of bent round tube provide stability of the barrier, total height: 1.10 m, available in different lengths, sturdy vertical bars of Ø 16 mm round tube provide safe barrier action

	Part-No.	Kg	Unit
length: 2.00 m, 14 bars	419.001	15.5	25
length: 2.50 m, 18 bars	419.00	18.0	25



**Crowd barrier type D with blind man's strip**

versatile application, as barrier and security of event sites, welded galvanized steel construction of Ø 33.7 mm round tube, hooks and connection brackets are welded to the sides for combining several elements, two feet of bent round tube provide stability of the barrier, total height: 1.10 m, available in different lengths, sturdy vertical bars of Ø 16 mm round tube provide safe barrier action, an additional plate covered with red/white film RA1/A is riveted in the barrier for safe marking

	Part-No.	Kg	Unit
length: 2.00 m, 14 bars	419.011	16.0	10
length: 2.50 m, 18 bars	419.010	18.5	10



**Crowd barrier type C**

versatile application, as barrier and security of event sites, welded galvanized steel construction of Ø 38 mm round tube, hooks and connection brackets are welded to the sides for combining several elements, two feet of bent round tube provide stability of the barrier, total height: 1.10 m, sturdy vertical bars provide safe barrier action


	Part-No.	Kg	Unit
length: 2.50 m, 19 bars	419.00S	24.0	25
length: 1.25 m, 10 bars	419.002S	13.0	25



*All crowd barriers also available in coated design and with reflecting stripes*







**Crowd barrier type SE**

versatile application, as barrier and security of event sites, welded galvanized steel construction of Ø 33.7 mm round tube, hooks and connection brackets are welded to the sides for combining several elements, two removable feet of flat-bar steel provide stability of the positioned barrier, total height: 1.10 m, available in different lengths, sturdy vertical bars for safe barrier action, an additional plate covered with red/white film RA1/A is riveted in the barrier for safe marking

length: 2.00 m, 14 bars  
length: 2.50 m, 18 bars

Part-No.	Kg	Unit
419.001SE	20.0	25
419.00SE	22.0	25



**Foot for crowd barrier**

Including fastening material

horizontally  
diagonally

Part-No.	Kg	Unit
206181	2.0	10
206181A	2.0	10




**Barrier element type „Basic“**

made of round tube Ø 33.7 mm with hooks and eyes, total height: approx. 1.10 m, to be installed with flat or transvers feet, with horizontal tube as handle

length: 2.00 m, 14 bars  
length: 2.50 m, 18 bars

Part-No.	Kg	Unit
206182	14.0	25
206180	17.0	25




**Crowd barrier type B**

versatile application, as barrier and security of event sites, welded galvanized steel construction of Ø 33.7 mm round tube, connection brackets are welded to the sides for combining several elements, with two straight feet for stability of the positioned barrier, total height: 1.10 m, available in different lengths, sturdy vertical bars for safe barrier action

length: 2.00 m, 14 bars  
length: 2.50 m, 17 bars

Part-No.	Kg	Unit
419.001BE	15.0	25
419.00BE	17.0	25




**Crowd barrier type L**

versatile application, as barrier and security of event sites, welded galvanized steel construction of Ø 26.9 mm round tube, hooks and connection brackets are welded to the sides for combining several elements, with two bent feet for stability of the positioned barrier, total height: 1.10 m, length: 2.50 m, sturdy vertical bars for safe barrier action

galvanized, 9 bars

Part-No.	Kg	Unit
419.00L	11.0	25



**Crowd barrier type E**

made of steeltube 25 mm, with round iron hooks and connecting brackets of flat-bar steel, 18 bars of round tube Ø 13 mm, with horizontal tube as handle  
height: 1.10 m, length: 2.48 m

	Part-No.	Kg	Unit
galvanized, 18 bars	419.00E	13.8	25



**Crowd barrier type ABE**

made of aluminium, welded construction of Ø 33.7 mm round tube, connection brackets are welded to the sides, with two straight feet incl. rubber feet and sturdy vertical bars,  
total height: 1.10 m, length: 2.00 m

	Part-No.	Kg	Unit
aluminium, 14 bars	419.001ABE	4.5	25



**Crowd barrier type U**

galvanized, welded construction of Ø 33.7 mm round tubes, with round iron hooks 13 mm and connection brackets of flat-bar steel, with two welded feet  
height: 1.10 m, length: 2.50 m, distance below: 200 mm

	Part-No.	Kg	Unit
galvanized, 18 bars	419.00-U200	20.6	25




**Crowd barrier with individual banner ad**

versatile application of event sites, welded steel construction of Ø 26.9 mm round tube, connection brackets are welded to the sides for combining several elements, with two straight feet for stability of the positioned barrier and space-saving storage, individual banner ad can be made in 4 color printing

	Part-No.	Kg	Unit
galvanized, length: 2.50 m	419.00-CL	10.5	25

**i**  
Minimum purchase: 10 pcs.



**Pallet for crowd barrier**

for easy transportation, particularly for crowd barrier of sturdy square tube, vertical bars can be removed, galvanized

	Part-No.	Kg	Unit
size: 1400 x 575 x 825 mm	419.05	52.0	1
size: 900 x 775 x 825 mm	419.07	36.5	1

Crowd barrier	419_00	419_00S	419_001SE	419_00SE	419_00L	419_00BE	419_00E	419_001ABE	419_00-U200	419_00-CL	206182
	419_010					419_001BE					206180
<b>Pallet</b>											
419.05	16 pcs	14 pcs	10 pcs	10 pcs	20 pcs	14 pcs	15 pcs	x	16 pcs	14 pcs	16 pcs
419.07	22 pcs	20 pcs	18 pcs	15 pcs	25 pcs	22 pcs	19 pcs	22 pcs	22 pcs	19 pcs	22 pcs



**Crowd barrier SET 15**

consisting of:

15 pcs. crowd barrier part-no. 419.00

1 pc. pallet for crowd barrier part-no. 419.05

2 pcs. lashing straps part-no. 50351-4

galvanized

Part-No.	Kg	Unit
419.00-SET	310.0	1



**Optimal storage and easy transportation because of perfect stacking!**



**Crowd barrier set S15**

consisting of:

15 pcs. crowd barrier part-no. 419.00S

1 pc. pallet for crowd barrier part-no. 419.05

2 pcs. lashing strip part-no. 50351-4

galvanized

Part-No.	Kg	Unit
419.00S-SET	334.0	1



**Crowd barrier set BE15**

consisting of:

15 pcs. crowd barrier part-no. 419.00BE

1 pc. pallet for crowd barrier part-no. 419.05

2 pcs. lashing strip part-no. 50351-4

galvanized

Part-No.	Kg	Unit
419.00BE-SET	304.0	1



**Police barrier type L**

robust steel frame for special operating conditions, welded construction of Ø 33.0 mm round tube, the rigid design allows a quick setup, hooks and brackets are welded to the sides of the barrier for combining several elements, dimensions: height: 1.10 m, depth: 0.60 m, length: 2.10 m

galvanized	<b>Part-No.</b> 419.013	<b>Kg</b> 33.0	<b>Unit</b> 5
------------	----------------------------	-------------------	------------------



**Square tube stackable pallet for police barrier type L**

suitable for transportation and storage of 25 police barriers (part-no. 419.013) approachable on all sides, stable square tube frame construction provides a safe storage and easy placement of barriers, outer dimensions: length: 2.2 m, width: 1.05 m, height: 0.76 m

galvanized	<b>Part-No.</b> 50196	<b>Kg</b> 610	<b>Unit</b> 5
------------	--------------------------	------------------	------------------



**Police barrier type U**

robust steel frame for special operating conditions, welded construction of Ø 33.7 mm round tube, hooks and connection brackets are welded to the sides of the barrier for combining several elements, foot part is hinged and has a sturdy grate insert, dimensions: height: 1.10 m, depth: 1.00 m, length: 2.10 m

galvanized	<b>Part-No.</b> 419.012	<b>Kg</b> 48.0	<b>Unit</b> 5
------------	----------------------------	-------------------	------------------



**Square tube stackable pallet for police barrier type U**

suitable for transportation and storage of 10 police barriers (part-no. 419.012). Welded construction of square tube 60 mm x 60 mm or 60 mm x 40 mm. The police barriers are held in place by pipe sockets of square tube 60 mm x 40 mm x 2 mm. Removable bars permit ergonomic loading/ unloading of the police barriers. When the stackable pallets are stored without police barriers, the bars can be placed in a holder so that the stack height can be reduced.

Inside dimensions: 1900 mm x 1900 mm, length of bars: 1640 mm

galvanized	<b>Part-No.</b> 50195	<b>Kg</b> 88.0	<b>Unit</b> 5
------------	--------------------------	-------------------	------------------



**Police barrier set type L**

consisting of:

25 pcs. Police barrier type L part-no. 419.013

1 pc. Square tube stackable pallet for police barrier type L part-no. 50196



info.scan

Part-No.	Kg	Unit
419.013-SET	886.0	1



**Police barrier set type U**

consisting of:

10 pcs. Police barrier type U part-no. 419.012

1 pc. Square tube stackable pallet for police barrier type U part-no. 50195

Part-No.	Kg	Unit
419.012-SET	568.0	1



Traffic safety

Infrastructure building

Mobile fence

Formwork


Building support safety

Storage - transport

Individual design

Rental

# Formwork





Traffic safety

Infrastructure building

Mobile fence

Formwork

Building support safety

Storage - transport

Individual design

Rental



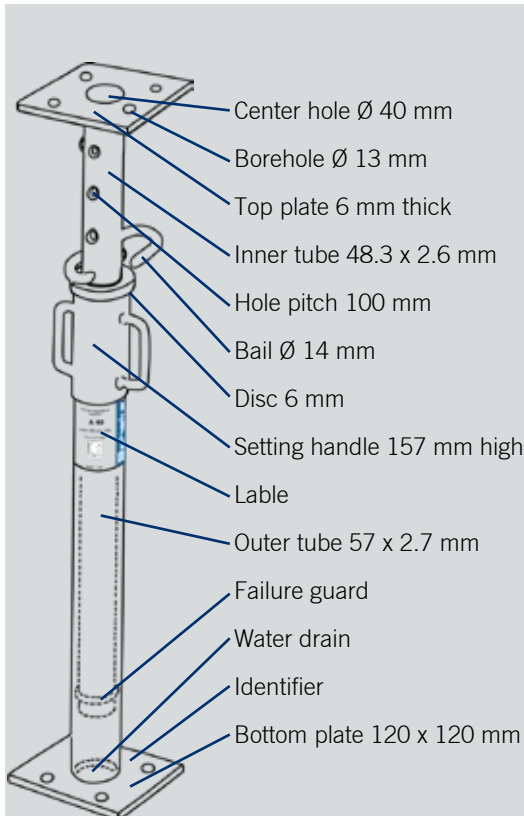
**Euro formwork prop of class A**

the proven prop for traditional building construction, hand crush and failure guards make handling these props safer. Our Euro formwork props comply with the current requirements of DIN EN 1065 for „free“ props. A label affixed to the prop marks the adjusting range of the prop lock, the permitted loads depend on the extent length of the formwork prop, see table on page 99

**Painted, with inner thread**



	Part-No.	Kg	Unit
<b>A25</b> extent length: 1.58 - 2.50 m	11729	11.5	50
<b>A30</b> extent length: 1.89 - 3.00 m	11730	12.5	50
<b>A35</b> extent length: 2.05 - 3.50 m	11731	14.0	50
<b>A40</b> extent length: 2.40 - 4.00 m	11732	15.0	50



All props marked by type class and load table.



The height of the setting handle can be read on a scale.



Test number marked on the foot.



The setting handle, disc and the bail are galvanized also on painted formwork props.



## Euro formwork prop of class B

the proven prop for traditional building construction, hand crush and failure guards make handling these props safer. Our Euro formwork props comply with the current requirements of DIN EN 1065 for „free“ props. A label affixed to the prop marks the adjusting range of the prop lock, the permitted loads depend on the extent length of the formwork prop, see table on page 99

### Painted, with inner thread

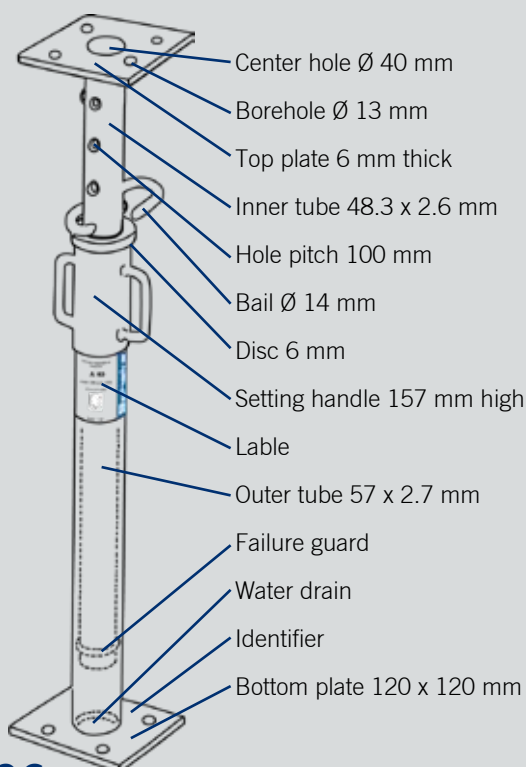
	Part-No.	Kg	Unit
<b>B25</b> extent length: 1.56 - 2.50 m	117291	12.0	50
<b>B30</b> extent length: 1.89 - 3.00 m	117301	14.0	50
<b>B35</b> extent length: 2.10 - 3.50 m	117311	15.5	50
<b>B40</b> extent length: 2.40 - 4.00 m	117321	18.5	50

### Galvanized, with inner thread

	Part-No.	Kg	Unit
<b>B25</b> extent length: 1.58 - 2.50 m	117291IV	12.5	50
<b>B30</b> extent length: 1.89 - 3.00 m	117301IV	14.5	50
<b>B35</b> extent length: 2.10 - 3.50 m	117311IV	16.0	50
<b>B40</b> extent length: 2.40 - 4.00 m	117321IV	19.5	50

## Bail of round steel for formwork props galvanized

Prop	Part-No. Prop	Part-No. G-hook						Kg	Unit
		205297	205601	205775	205749	205752	205442		
A25 painted, inner thread	11729	X						0,5	1
A30 painted, inner thread	11730	X						0,5	1
A35 painted, inner thread	11731	X						0,5	1
A40 painted, inner thread	11732	X						0,5	1
A25 galvanized, inner thread	11729IV	X						0,5	1
A30 galvanized, inner thread	11730IV	X						0,5	1
A35 galvanized, inner thread	11731IV	X						0,5	1
A40 galvanized, inner thread	11732IV	X						0,5	1
B25 painted, inner thread	117291	X						0,5	1
B30 painted, inner thread	117301	X						0,5	1
B35 painted, inner thread	117311	X						0,5	1
B40 painted, inner thread	117321	X						0,5	1
B25 galvanized, inner thread	117291IV	X						0,5	1
B30 galvanized, inner thread	117301IV	X						0,5	1
B35 galvanized, inner thread	117311IV	X						0,5	1
B40 galvanized, inner thread	117321IV	X						0,5	1
BD25 painted, inner thread	11829		X					0,5	1
BD30 painted, inner thread	11830		X					0,5	1
BD35 painted, inner thread	11831		X					0,5	1
BD40 painted, inner thread	11832		X					0,5	1
BD25 painted, make thread	11829P			X				0,5	1
BD30 painted, make thread	11830P				X			0,5	1
BD35 painted, make thread	11831P				X			0,5	1
BD40 painted, make thread	11832P				X			0,5	1
BD25 galvanized, make thread	11829V			X				0,5	1
BD30 galvanized, make thread	11830V				X			0,5	1
BD35 galvanized, make thread	11831V				X			0,5	1
BD40 galvanized, make thread	11832V				X			0,5	1
CE 25 galvanized, make thread	11929V			X				0,5	1
CE30 galvanized, make thread	11930V			X				0,5	1
CE35 galvanized, make thread	11931V					X		0,5	1
CE40 galvanized, make thread	11932V					X		0,5	1
CE45 galvanized, make thread	11933V					X		0,5	1
CE55 galvanized, make thread	11934V						X	0,5	1







**Euro formwork prop of class B/D**

the proven prop for traditional building construction, hand crush and failure guards make handling these props safer. Our Euro formwork props comply with the current requirements of DIN EN 1065 for „free“ props. A label affixed to the prop marks the adjusting range of the prop lock, the permitted loads depend on the extent length of the formwork prop, see table on page 99

**Painted, with inner thread**

	Part-No.	Kg	Unit
<b>B/D25</b> extent length: 1.58 - 2.50 m	11829	12.5	72
<b>B/D30</b> extent length: 1.87 - 3.00 m	11830	14.5	72
<b>B/D35</b> extent length: 2.10 - 3.50 m	11831	16.0	63
<b>B/D40</b> extent length: 2.40 - 4.00 m	11832	21.0	63

**Painted, with outer thread  
simple and quick handling by triple thread**

	Part-No.	Kg	Unit
<b>B/D25</b> extent length: 1.50 - 2.50 m	11829P	13.5	63
<b>B/D30</b> extent length: 1.70 - 3.00 m	11830P	16.0	48
<b>B/D35</b> extent length: 2.00 - 3.50 m	11831P	18.0	48
<b>B/D40</b> extent length: 2.20 - 4.00 m	11832P	21.5	48

**Pre-galvanized, with outer thread  
simple and quick handling by triple thread**

	Part-No.	Kg	Unit
<b>B/D25</b> extent length: 1.50 - 2.50 m	11829Z	14.0	63
<b>B/D30</b> extent length: 1.70 - 3.00 m	11830Z	16.5	48
<b>B/D35</b> extent length: 1.89 - 3.50 m	11831Z	18.5	48
<b>B/D40</b> extent length: 2.20 - 4.00 m	11832Z	21.5	48

**Galvanized, with outer thread  
simple and quick handling by triple thread**

	Part-No.	Kg	Unit
<b>B/D25</b> extent length: 1.50 - 2.50 m	11829V	14.0	63
<b>B/D30</b> extent length: 1.70 - 3.00 m	11830V	16.5	48
<b>B/D35</b> extent length: 1.89 - 3.50 m	11831V	18.5	48
<b>B/D40</b> extent length: 2.20 - 4.00 m	11832V	21.5	48



Thread cleaner.  
Triple thread for significant of time saving.



All props marked by type class and load table.



Test number marked on the foot.



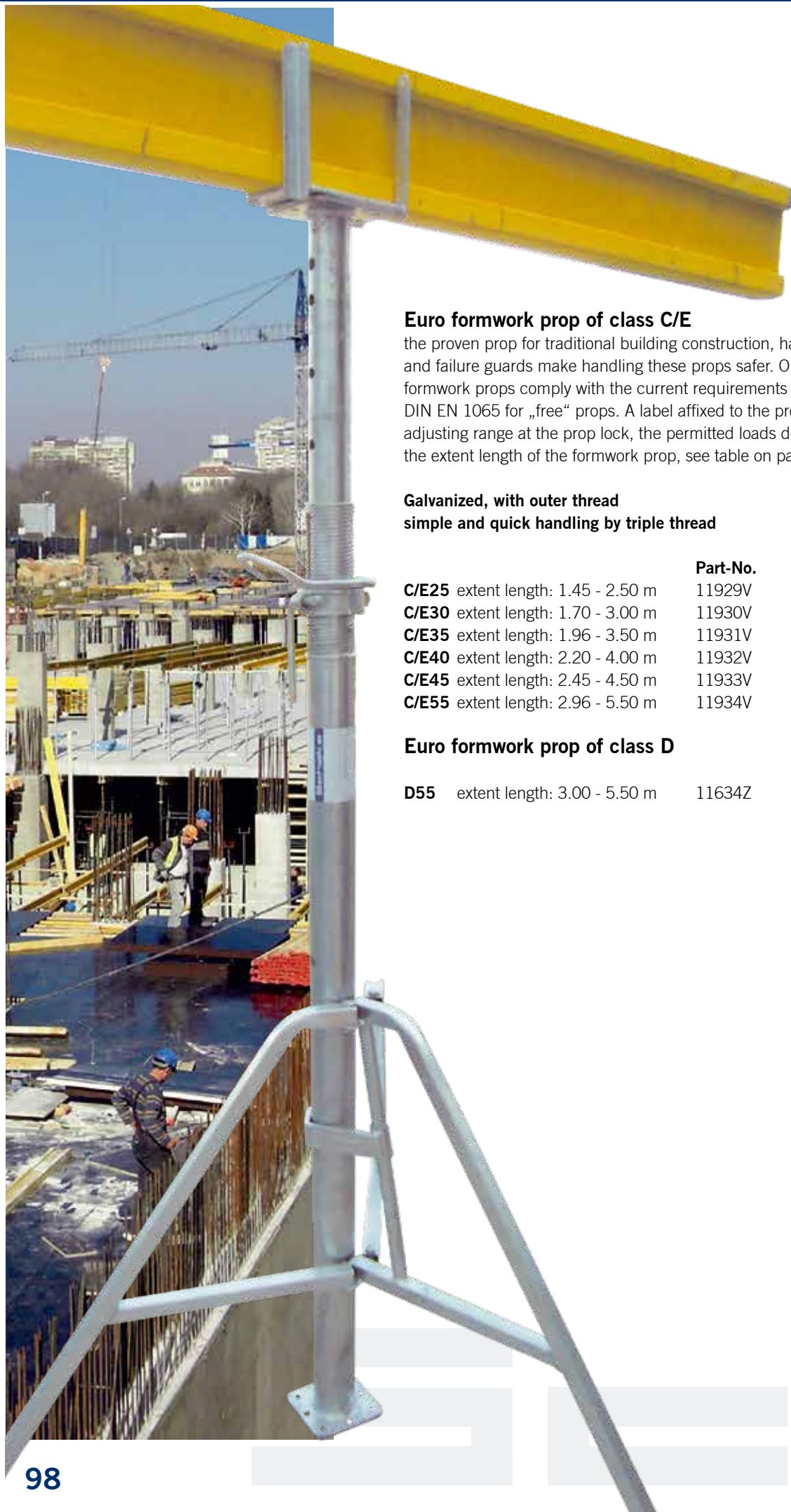
Robust punch nose for quick decapsulation.



The height of the setting handle can be read on a scale.



The setting handle, the disc and the bail are also galvanized also on painted formwork props.



info.scan

## Euro formwork prop of class C/E

the proven prop for traditional building construction, hand crush and failure guards make handling these props safer. Our Euro formwork props comply with the current requirements of DIN EN 1065 for „free“ props. A label affixed to the prop marks the adjusting range at the prop lock, the permitted loads depend on the extent length of the formwork prop, see table on page 99

**Galvanized, with outer thread  
simple and quick handling by triple thread**

	Part-No.	Kg	Unit
<b>C/E25</b> extent length: 1.45 - 2.50 m	11929V	16.0	48
<b>C/E30</b> extent length: 1.70 - 3.00 m	11930V	20.0	48
<b>C/E35</b> extent length: 1.96 - 3.50 m	11931V	26.0	48
<b>C/E40</b> extent length: 2.20 - 4.00 m	11932V	29.5	48
<b>C/E45</b> extent length: 2.45 - 4.50 m	11933V	32.5	42
<b>C/E55</b> extent length: 2.96 - 5.50 m	11934V	44.0	30

## Euro formwork prop of class D

<b>D55</b> extent length: 3.00 - 5.50 m	11634Z	35.0	30
---	--------	------	----





## Slanted prop painted

with inner thread, pivot joint at both ends

Part-No.	Adjusting range	Kg	Inside-Ø	Outside-Ø	Load at 45° (kN)		Unit
					on pressure	on strength	
11789	150 - 261 cm	15.9	48 x 3.5 mm	57 x 2.5 mm	34.5 - 20.0	32	50
11790	180 - 292 cm	16.9	48 x 3.5 mm	57 x 2.5 mm	34.5 - 17.5	32	50
11791	210 - 371 cm	19.1	48 x 3.5 mm	57 x 2.5 mm	34.5 - 14.0	32	50
11792	242 - 403 cm	20.3	48 x 3.5 mm	57 x 2.5 mm	34.5 - 12.5	32	50
11793	260 - 461 cm	22.9	48 x 3.5 mm	57 x 2.5 mm	34.5 - 10.0	32	50
11794	304 - 535 cm	25.3	48 x 3.5 mm	57 x 2.5 mm	34.5 - 7.5	32	30

## Slanted prop galvanized

with inner thread, pivot joint at both ends

Part-No.	Adjusting range	Kg	Inside-Ø	Outside-Ø	Load at 45° (kN)		Unit
					on pressure	on strength	
11789V	150 - 261 cm	15.9	48 x 3.5 mm	57 x 2.5 mm	34.5 - 20.0	32	50
11790V	180 - 292 cm	16.9	48 x 3.5 mm	57 x 2.5 mm	34.5 - 17.5	32	50
11791V	210 - 371 cm	19.1	48 x 3.5 mm	57 x 2.5 mm	34.5 - 14.0	32	50
11792V	242 - 403 cm	20.3	48 x 3.5 mm	57 x 2.5 mm	34.5 - 12.5	32	50
11793V	260 - 461 cm	22.9	48 x 3.5 mm	57 x 2.5 mm	34.5 - 10.0	32	50
11794V	304 - 535 cm	25.3	48 x 3.5 mm	57 x 2.5 mm	34.5 - 7.5	32	50
11795V	412 - 623 cm	30.7	48 x 3.5 mm	57 x 2.5 mm	34.5 - 5.0	32	30



### Bail

made of round bar steel Ø 15 mm for all slanted props



	Art.-Nr.	kg	VPE
galvanized	2051533	0,5	1



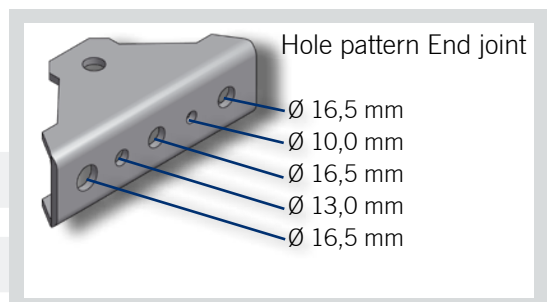
### Slanted props

as tensile or compression props for versatile application on construction sites, for example:

- Propping different types of system formwork
- Adjusting and propping prefabricated concrete parts, particularly hollow walls and or triple sheeting walls
- Propping column or pillar formwork

### The advantages at a glance:

- Suitable for tensile as well as compressive force
- Rough setting by safety pins
- Fine adjustment by protected inner thread
- Movable joints for any slanted or angular position
- Suitable for impact wrenches
- Safety pin to prevent accidental coming out of the pin during concreting or adjusting operations



## Formwork beam of wood SCHAKE H20

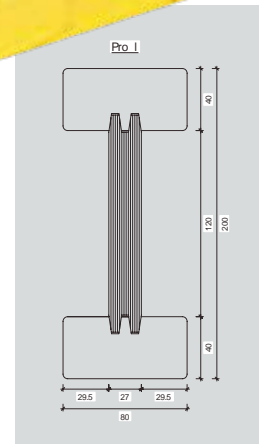
robust, high-quality glued wood all-purpose support

### with end-cap

	Part-No.	Kg	Unit
length: 2100 mm, height: 200 mm	102021	12.3	50
length: 2450 mm, height: 200 mm	102024	13.4	50
length: 2600 mm, height: 200 mm	102026	14.0	50
length: 2900 mm, height: 200 mm	102029	15.9	50
length: 3300 mm, height: 200 mm	102033	18.5	50
length: 3600 mm, height: 200 mm	102036	19.5	50
length: 3900 mm, height: 200 mm	102039	20.5	50
length: 4500 mm, height: 200 mm	102045	21.5	50
length: 4900 mm, height: 200 mm	102049	22.5	50
length: 5900 mm, height: 200 mm	102059	23.5	50

### without end-cap

	Part-No.	Kg	Unit
length: 2100 mm, height: 200 mm	102021-0	12.3	50
length: 2450 mm, height: 200 mm	102024-0	13.4	50
length: 2600 mm, height: 200 mm	102026-0	14.0	50
length: 2900 mm, height: 200 mm	102029-0	15.9	50
length: 3300 mm, height: 200 mm	102033-0	18.5	50
length: 3600 mm, height: 200 mm	102036-0	19.5	50
length: 3900 mm, height: 200 mm	102039-0	20.5	50
length: 4500 mm, height: 200 mm	102045-0	21.5	50
length: 4900 mm, height: 200 mm	102049-0	22.5	50
length: 5900 mm, height: 200 mm	102059-0	23.5	50




### Properties:

- Edge protection
- Positive and frictional press-fit
- Bevel avoids wood cracks and splinters
- High carrying power with low deadweight
- Softwood from indigenous forests under sustainable management (PEFC certified)

Layer-thickness	Total load	Maximum permitted crown bar spacing with cross beam spacing (m)				Maximum permitted supported width (m)							
						with crown bar affected width							
in cm	in kN/qm	0.42	0.50	0.625	0.667	Resulting individual prop load (kN) with maximum spacing							
						1.50	1.75	2.00	2.25	2.50	2.75	3.00	
12	4.92	3.64	3.43	3.19	3.12	2.33 17.20	2.16 18.60	2.02 19.90	1.90 21.10	1.79 22.00	1.63 22.00	1.49 22.00	
14	5.44	3.47	3.27	3.04	2.97	2.21 18.10	2.05 19.50	1.92 20.90	1.80 22.00	1.62 22.00	1.47 22.00	1.35 22.00	
16	5.96	3.33	3.14	2.92	2.85	2.12 19.00	1.96 20.40	1.83 21.80	1.64 22.00	1.48 22.00	1.34 22.00	1.23 22.00	
18	6.48	3.21	3.03	2.81	2.75	2.03 19.70	1.88 21.30	1.70 22.00	1.51 22.00	1.36 22.00	1.23 22.00	1.13 22.00	
20	7.00	3.10	2.93	2.72	2.66	1.95 20.50	1.80 22.00	1.57 22.00	1.40 22.00	1.26 22.00	1.14 22.00	1.05 22.00	
22	7.52	3.01	2.84	2.64	2.58	1.88 21.20	1.67 22.00	1.46 22.00	1.30 22.00	1.17 22.00	1.05 22.00	0.94 22.00	1.49
24	8.04	2.93	2.76	2.57	2.51	1.82 22.00	1.56 22.00	1.37 22.00	1.21 22.00	1.09 22.00	0.99 22.00	0.91 22.00	
26	8.56	2.86	2.70	2.50	2.45	1.71 22.00	1.47 22.00	1.29 22.00	1.14 22.00	1.03 22.00	0.93 22.00	0.86 22.00	
28	9.08	2.79	2.63	2.44	2.39	1.62 22.00	1.38 22.00	1.21 22.00	1.08 22.00	0.97 22.00	0.88 22.00	0.81 22.00	
30	9.66	2.73	2.57	2.39	2.34	1.52 22.00	1.30 22.00	1.14 22.00	1.01 22.00	0.91 22.00	0.83 22.00	0.76 22.00	
35	11.22	2.60	2.45	2.27	2.23	1.31 22.00	1.12 22.00	0.98 22.00	0.87 22.00	0.78 22.00	0.71 22.00	0.65 22.00	
40	12.78	2.49	2.35	2.18	2.13	1.15 22.00	0.98 22.00	0.86 22.00	0.76 22.00	0.69 22.00	0.62 22.00	0.57 22.00	
45	14.34	2.39	2.26	2.10	2.04	1.02 22.00	0.88 22.00	0.77 22.00	0.68 22.00	0.61 22.00	0.56 22.00	0.51 22.00	
50	15.09	2.31	2.18	2.01	1.94	0.92 22.00	0.79 22.00	0.69 22.00	0.61 22.00	0.55 22.00	0.50 22.00	0.46 22.00	

We assume no liability for the data in the table or for printing errors.



**Shuttering panels with edge protection**

3-layer shuttering panels, glued in itself, with longitudinal running outer layer and transverse middle layer. The wood is aligned with the outer layers to avoid cracks. The gluing carried out with melamine-formaldehyde resin (MUF) according to SWP/3. External condition of the standard UNE CEN/TS 13353, which ensures a high operational capability and long service life with proper treatment

with edge protection	Part-No.	Kg	Unit
length: 1000 mm, width: 500 mm	102110	5.5	25
length: 1500 mm, width: 500 mm	102115	8.5	25
length: 2000 mm, width: 500 mm	102120	11.0	25
length: 2500 mm, width: 500 mm	102125	13.5	25

**3-layer shuttering panels:**

- High stability and dimensional accuracy
- High load-bearing capacity of melamine resin (lengthwise and crosswise)
- Resistant surface

**Edge protection**

- Reduced moisture absorption
- Cracks in the wood are reduced
- Longer working life

without edge protection	Part-No.	Kg	Unit
length: 1000 mm, width: 500 mm	102110-0	5.5	25
length: 1500 mm, width: 500 mm	102115-0	8.5	25
length: 2000 mm, width: 500 mm	102120-0	11.0	25
length: 2500 mm, width: 500 mm	102125-0	13.5	25



**Uni-prop**

for various use in building construction, the available length complete the range of formwork props to cover all pertinent heights, with outer thread cleaner, robust punch nose for quick decapsulation, handcrush and failure guards make handling these probs safer, permitted loads similar class B/D 2 to.

painted	Part-No.	Kg	Unit
extent length: 450 - 620 mm	11825P	6.5	48
extent length: 600 - 925 mm	11826P	7.5	48
extent length: 800 - 1320 mm	11827P	8.8	48
extent length: 1000 - 1720 mm	11828P	10.2	48

galvanized	Part-No.	Kg	Unit
extent length: 450 - 620 mm	11825V	6.5	48
extent length: 600 - 925 mm	11826V	7.5	48
extent length: 800 - 1320 mm	11827V	8.8	48
extent length: 1000 - 1720 mm	11828V	10.2	48





**Bail of round steel for Window props, galvanized**

Prop	Part-No. Prop	Part-No. G-hook	Kg	Unit
		205276		
Window prop 0.9 - 1.5 m, painted	11102	X	0,5	1
Window prop 0.9 - 1.5 m, galvanized	111981	X	0,5	1
Window prop 1.2 - 2.0 m, painted	11103	X	0,5	1
Window prop 1.2 - 2.0 m, galvanized	111983	X	0,5	1

**Window prop**

with galvanized threaded socket, suitable for all common window sizes, for individual application in building construction, simple handling, with hand crush and failure guards as required by the applicable accident prevention regulations, a label affixed to the window prop marks the adjusting range at the prop lock, the permitted loads similar to those for class A props

parted	Part-No.	Kg	Unit
length: 0.90 - 1.50 m	11102	10.0	80
length: 1.20 - 2.00 m	11103	13.0	80
<b>galvanized</b>			
length: 0.90 - 1.50 m	111981	10.0	80
length: 1.20 - 2.00 m	111983	13.0	80



Easy identification by a label with main data



The height of the setting handle can be read on a scale. Tube diameter: Ø 57 mm



G-hooks can be inserted every 100 mm; the settinghandle, the disc and the bail are also galvanized also on painted formwork props.



Window prop also with hand crush guard



**Cross-bracing clamp**

Cross-bracing clamp for all props of 48 mm - 76 mm diameter

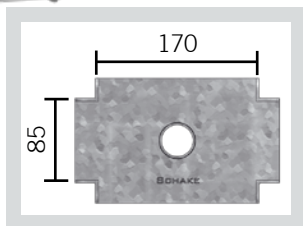
	Part-No.	Kg	Unit
painted	111984	1.0	20
galvanized	111985	1.0	20

**Spring pin**

for all common formwork props, Ø 14 mm, length approx. 130 mm suitable as a replacement for hooks or other applications at the construction site



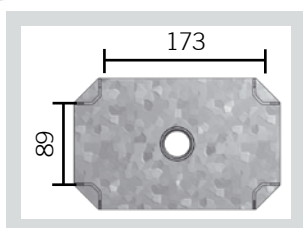
	Part-No.	Kg	Unit
galvanized	11800	1.0	10



### Head for formwork prop standard

can be fitted on top of formwork props to hold the wood formwork support for which 4 corner angles are welded. Inner dimensions suitable for all wood formwork supports. The wood formwork supports can be fixed by a nail through a bore in the corner angles. Height approx. 200 mm

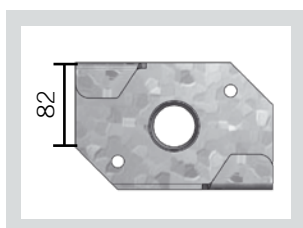
	Part-No.	Kg	Unit
galvanized tube Ø 26.9 mm	10192-0	3.0	50
galvanized tube Ø 38.0 mm	10192	3.5	50



### Head for formwork prop type S

can be fitted on top of formwork props (tube: Ø 38 mm) to hold the wood formwork support for which 4 corner angles (double angles) are welded. Inner dimensions suitable for all wood formwork supports. The wood formwork supports can be fixed by a nail through a bore in the corner angles. Height approx. 200 mm


	Part-No.	Kg	Unit
galvanized	10192-1	4.0	50



### Head for formwork prop

can be fitted on top of formwork props (tube: Ø 38 mm) to hold the wood formwork support for which 2 angles are welded which engage the profile of the wood formwork supports (inner dimension: 82 mm). The wood formwork supports can be fixed by a nail through a bore in the corner angles. Height approx. 45 mm

	Part-No.	Kg	Unit
galvanized	10192-2	1.0	50



### Mesh basket for storage of accessories

mesh basket for storage of accessories for toolless hanging in in pallet 50115 to expand, ground made of folded steel panel, inner dimensions: length: 1.48 m, width: 0.78 m, height: 0.53 m


	Part-No.	Kg	Unit
galvanized	50115-3	50.0	1



### Basket for storage of formwork prop heads

robust steel basket with wooden bottom plate, can be attached to our stacking pallet for formwork props 50115, the basket is connected to the face side of the stacking pallet without the need for tools, automatically arresting, the perfect addition to our stocking system for formwork props and accessories, framed mesh inner dimensions: length: 0.70 m, width: 0.78 m, height: 0.53 m

	Part-No.	Kg	Unit
galvanized	50115-2	33.0	1







**Tripod stand**

the formwork prop can be fixed simply by a bracket that is supported movably on the tripod stand. The feet can be adjusted and are collapsible for spacesaving transport. Suitable for all types of formwork props

	Part-No.	Kg	Unit
galvanized	11199	8.5	25

For the same applications, but heavier design with square tube



	Part-No.	Kg	Unit
galvanized	11199S	10.0	25



**Tripod stand type profi**

designed for a demanding user, very robust construction made of strong square tube, can be folded up to save space and therefore well suited for storage and transport despite its size, with telescopic legs for particularly large supports or uneven ground, incl. inclinable stand for optimal positioning

	Part-No.	Kg	Unit
galvanized	11199P	21.0	25



**Adapter for tripod stand**

suitable for set up on our stacking pallet item no. 50115, without screw fastening, suitable for the storage or transport of 36 tripod stands made of round or square tube

	Part-No.	Kg	Unit
galvanized	50115-5	47.0	1



**Stacking pallet made of square tubes 60 x 60 mm**

especially for storage and transport of formwork props, inside dimension: 1.43 m x 0.87 m x 0.69 m, made of square tube 60 mm x 60 mm welded, very robust for crane operation, all-around below accessible very robust stacking pallet

	Part-No.	Kg	Unit
galvanized	50115	52.0	1





**Mesh box pallet**

very robust pallet made of square tube 60 x 60 mm, with welded mesh and wooden bottom plate for storing small components and accessories on-site, inner dimensions: 1.43 x 0.87 x 0.69 m, with very robust hooks for crane transportation, can be handled from all sides for a flexible use on-site, can be combined with our transport pallet 50115, stackable



galvanized

Part-No.	Kg	Unit
50215	90.0	1

**Counting transport tie-bar**

hardwood, for all common formwork props up to Ø 80 mm suitable for stacking rack part-no. 50115

Advantage: Ordinary and safe loading with count traverse saves time - especially for rental purpose



wooden

Part-No.	Kg	Unit
50115-1	1.5	1



**Example for a set:**



Storage system for props and accessories on the basis of our stackable pallet made of square tube part-no.50115

**Example for equipment:**

- 48 pcs. Formwork props class BD 30, galvanized with outer thread (part-no. 11830V) in stackable pallet (part-no. 50115)
- 36 pcs. Tridops galvanized (part-no. 11199S) in adaptation for tripods (part-no. 50115-5)
- 84 pcs. Heads for formwork props galvanized (part-no. 10192) in 2 baskets for storage of heads (part-no. 50115-2) and pallet (part-no. 50115)
- 30 pcs. Formwork beams of wood H20, length 2900 mm (part-no. 102029) in pallet (part-no. 50115)

Other equipments possible on demand.



**End piece with spindle for heavy duty formwork prop KN400**

spindle with movable base plate and supporting base plate for adaptation of middle pieces by centering pin, adjustment range 445 - 665 mm, adjustable via gear wheel, useable for both head and foot area, very robust steel construction


	Part-No.	Kg	Unit
galvanized	70800	87.0	1



**Bolt for spindle**

made from chromium molybdenum steel Ø 54 mm, length 190 mm

	Part-No.	Kg	Unit
	70855	3.3	1



**Nut with gear wheel**

thread TR 100 x 24

	Part-No.	Kg	Unit
galvanized	70852	12.8	1



**Spindle tube**


made of steel with increased yield strength, thread TR 100 x 24, tube length 680 mm

	Part-No.	Kg	Unit
galvanized	70853	26.3	1



**Head and foot plate**

	Part-No.	Kg	Unit
galvanized	70854	21.2	1



**Base plate with reinforcement tubes**

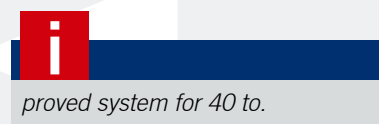
	Part-No.	Kg	Unit
galvanized	70851	23.9	1



**Middle piece**

to combine with end-piece steel construction in various lengths mounting with other end pieces by centering pin quite easy, to assure that assembling by bores in ground plates is easy to make

galvanised	Part-No.	Kg	Unit
element height of: 0.156 m	70810	15.0	1
element height of: 0.312 m	70820	26.0	1
element height of: 0.625 m	70830	38.0	1
element height of: 1.25 m	70840	57.0	1
element height of: 2.50 m	70850	101.0	1



Traffic safety

Infrastructure building

Mobile fence

Formwork

Building support safety

Storage - transport

Individual design

Rental



**Stop-end prop**

suitable for horizontal formwork. Anchored in the ground by 2 ground pegs (including part-no. 30W80), the angle setting can be varied and telescoped, Adjustment is by means of captive pin, square timber for facing (0.75 m long) and 2 ground pegs (part-No. 30W80) are included and can be replaced easily if needed

	Part-No.	Kg	Unit
painted	111971	10.0	10



**Ground peg**

of angle iron 25 mm x 25 mm, with welded head for driving in the ground

	Part-No.	Kg	Unit
galvanized, 450 mm long	30W80	1.2	10
galvanized, 650 mm long	30W80L	1.9	10

**Ground nail**

Length: 800 mm, of angle iron 30 mm x 30 mm, with welded head and hook for driving in the ground

	Part-No.	Kg	Unit
galvanized	30W80H	2.2	10



**Formwork stake**

for creating formworks on ground level, stake made of round steel with welded metal sheet with several holes for mounting formwork panels, with forged head and forged tip for driving into the ground

	Part-No.	Kg	Unit
galvanized	11180	6.4	10

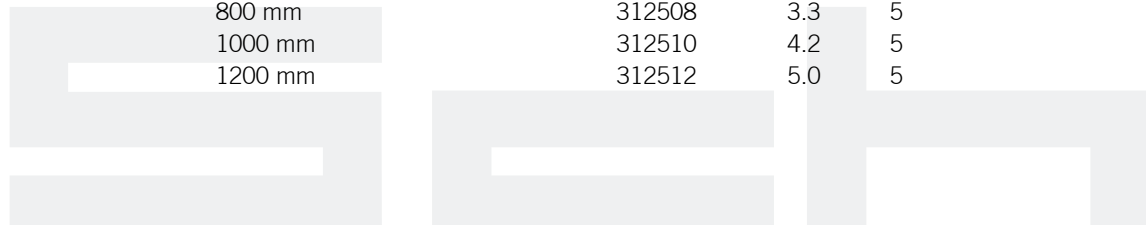


**Fixing peg Type 1**

this peg is especially suitable for fixing steel anchor plates in the ground, because of the passage on the forged head it can be easily removed by remove-adapter or crowbar

Diameter 16 mm	Part-No.	Kg	Unit
400 mm	311604	0.6	10
600 mm	311606	1.0	10
800 mm	311608	1.3	10

Diameter 25 mm	Part-No.	Kg	Unit
400 mm	312504	1.6	5
600 mm	312506	2.4	5
800 mm	312508	3.3	5
1000 mm	312510	4.2	5
1200 mm	312512	5.0	5





**Formwork clamp**

large size for stepless fixing by wedge, 90/50 – Formwork length up to 900 mm. Width of legs: 500 mm. Ground tube made of 50 x 40 square tube, with captive wedge

	Part-No.	Kg	Unit
painted	11196	11.0	40
galvanized	11197	11.0	40



**Formwork clamp**

small size for stepless fixing by wedge, 50/30 – Formwork length up to 500 mm, width of legs: 300 mm. Ground tube made of 40 x 20 square tube, with captive wedge

	Part-No.	Kg	Unit
painted	11166	4.0	50
galvanized	11177	4.0	50



**Foundation clamp**

suitable for foundations formwork. The robust construction can support high loads, 90/50 – formwork length up to 900 mm, width of legs: 500 mm. Adjustment by captive wedges

	Part-No.	Kg	Unit
painted	11195	12.5	40





**Eccentric clamp „Schalblitz“**

for tensioning wire from 5 mm - 10 mm, load up to 2.500 kg, base plate 110 mm x 75 mm

	Part-No.	Kg	Unit
red painted	10180	0.45	25
galvanized	10181	0.45	25



**Eccentric clamp „Schalblitz“**

with welded reinforcement corner, for tensioning wire from 5 mm - 10 mm, load up to 2.500 kg, base plate 110 mm x 75 mm


	Part-No.	Kg	Unit
red painted	10182	0.5	25
galvanized	10183	0.5	25



**Rack tensioning lever**

for all eccentric clamps, very robust design

	Part-No.	Kg	Unit
painted	10187	3.0	1



**Wedge turnbuckle „Guss“**

for tensioning wire from 8 mm - 12 mm, base plate 100 mm x 40 mm

	Part-No.	Kg	Unit
galvanized	101841	0.3	50



**Wedge turnbuckle „Schalfix“**

for tensioning wire from 5 mm - 8 mm, base plate 90 mm x 60 mm


	Part-No.	Kg	Unit
red painted	10184	0.4	50



**Spindle tensioner**

for all wedge locks and eccentric clamps, also at interior angles of formwork, by axial moving lever

	Part-No.	Kg	Unit
galvanized	10186	1.2	1





### Formwork clamp

made of 8 mm thick bent flat-bar steel, slide made of perforated square section, weatherproof coating and available in different formwork lengths


	Part-No.	Kg	Unit
formwork length: 0 - 750 mm	111951	5.0	10
formwork length: 0 - 900 mm	111952	5.2	10
formwork length: 0 - 1150 mm	111953	5.5	10

### Column clamp

for square formwork, made of 8 mm flat-bar steel with oblong holes, adjustment by captive wedges, weatherproof coating and available in different formwork lengths



Formwork length:	Part-No.	Kg	Unit
size: 1 0,25 - 0,50 m	11201	8.5	1
size: 2 0,40 - 0,80 m	11202	13.0	1
size: 3 0,60 - 1,20 m	11203	28.0	1



### Wedge for column clamp

with hole

untreated, without chain  
painted, with chain

Part-No.	Kg	Unit
101951	0.3	1
101951K	0.5	1

### Threaded rod Ø 15 mm x 6200 mm

threaded rod, bendable, Pperm. 85 kN, all length available untreated or galvanized, service load 85 kN, ultimate load 170 kN, outside dimension 17 mm, core dimension 15 mm, pitch 10 mm, length: 5.80 m



	Part-No.	Kg	Unit
untreated, length: 5,80 m	11310	9.3	10

untreated	Part-No.	Kg	Unit
length: 500 mm	113105	0.75	10
length: 600 mm	113106	0.90	10
length: 700 mm	113107	1.05	10
length: 800 mm	113108	1.20	10
length: 900 mm	113109	1.35	10
length: 1000 mm	113110	1.50	10
length: 1100 mm	113111	1.65	10
length: 1200 mm	113112	1.80	10
length: 1300 mm	113113	1.95	10
length: 1400 mm	113114	2.10	10
length: 1500 mm	113115	2.25	10

Also available in galvanized finish, add letter 'V' to the article number



**Wing nut, flange Ø 70 mm**

WOF 27, casting, preferred use for grid-pattern formwork, permitted load perm. 90 kN (DIN 18216)

	Part-No.	Kg	Unit
galvanized	11303	0.5	10



**Wing nut, flange Ø 100 mm**

WOF 27, casting, preferred use for grid-pattern formwork, permitted load perm. 90 kN (DIN 18216)

	Part-No.	Kg	Unit
galvanized	113013	0.7	10



**Hexagon nuts WOF30**

made of St52.3; for rolled thread bar 15 mm

	Part-No.	Kg	Unit
length: 30 mm	11304	0.1	10
length: 50 mm	11305	0.2	10
length: 70 mm	11306	0.3	10
length: 90 mm	11307	0.4	10



**Combination plate, 1-part, movable**

8F 12/12, for anchor bar 15 mm, 90 kN service load (DIN 18236)

	Part-No.	Kg	Unit
galvanized	11309	1.065	10



**Counterplate / Underlay plate**

in combination with the wing nut, transfers load from the anchor bar in wood and steel boom, Ø 15 mm, for steel booms 120 mm x 120 mm x 10 mm

	Part-No.	Kg	Unit
galvanized	113091	1.0	10



**Wing nut**

anchor nut for anchor bars 15 mm in combination with underlay plates, with hexagon WOF 27

	Part-No.	Kg	Unit
galvanized	113092	0.2	10



**Water valve**

for tensioning bar Ø 15 mm, Pmax. = 90 kN

	Part-No.	Kg	Unit
untreated	113093	0.3	10





Traffic safety

Infrastructure building

Mobile fence

Formwork

Building support safety

Storage - transport

Individual design

Rental

Traffic safety

Infrastructure building

Mobile fence

Formwork

Building support safety

Storage - transport

Individual design

Rental

# Building support

# safe





info.scan

### Folding jack „Compact S 1200“

sturdy steel construction with supporting crossbar of 40 mm x 40 mm square tube and side-welded tube holder for railing posts and fall arrester plate; both feet (of Ø 42 mm round tube) can be turned and have 2 base plates each for stable positioning on any ground; top with crossbar can be telescoped and fixed at several positions by a captive hook, width: 1.20 m, load: 1500 kg

#### Brown painted

	Part-No.	Kg	Unit
size 1 height: 0.75 - 1.30 m	10121S	15.0	5
size 2 height: 1.00 - 1.75 m	10122S	19.0	5
size 3 height: 1.20 - 1.95 m	10123S	21.0	5

#### Galvanized

	Part-No.	Kg	Unit
size 1 height: 0.75 - 1.30 m	10121VS	15.0	5
size 2 height: 1.00 - 1.75 m	10122VS	19.0	5
size 3 height: 1.20 - 1.95 m	10123VS	21.0	5

### Folding jack „Compact S 1500“

same design as „Compact S 1200“ but width: 1.50 m, load: 1500 kg

#### Brown painted

	Part-No.	Kg	Unit
size 6 height: 1.20 - 1.95 m	10126S	22.0	5

#### Galvanized

	Part-No.	Kg	Unit
size 6 height: 1.20 - 1.95 m	10126VS	22.0	5

i

Our well-stocked warehouse enables short delivery times to your construction site.

### Railing post for „Compact S“

for use as fall arrester, with 3 welded brackets (inner size: 65 mm x 170 mm) for mounting planks, vertical tube of Ø 33.7 mm round tube, with welded ring for insertion in the sleeve of Ø 42.4 mm round tube, height: 1.00 m above ground

	Part-No.	Kg	Unit
brown painted	112773	4.0	10
galvanized	112774	4.0	10

### Corner railing post

Corner railing posts have double the number of brackets welded in a 90° angle to each other so fall arresters can be installed around corners, height of the corner railing post: 1.00 m above ground

	Part-No.	Kg	Unit
brown painted	112777	4.0	10
galvanized	112778	4.0	10





## Folding jack „Universal“ U1500

very robust design with supporting cross tube of 80 mm x 40 mm square tube and side welded tube socket for installation of railing posts (1 railing post is included in the delivery) as back guard to protect from falling or for top mounted parts; holders are welded to the bottom of the tube socket in which diagonal braces can be installed, such braces are required as stiffeners from a scaffold height of 2.00 m and higher (see part-no. 11271/11272 on page 118); both feet (of Ø 42 mm round tube) can be turned and have 2 base plates each for high stability on any ground; top frame with crossbar can be extended and fixed at several positions by a captive hook, load can be set: 900 kg

Width: 1.50 m  
Height: 1.70 - 3.00 m

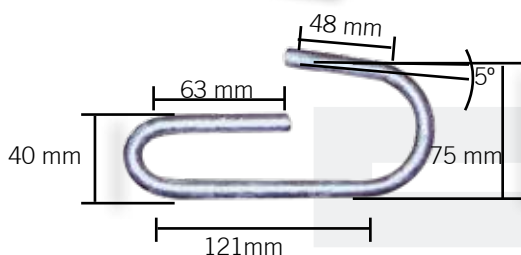
	Part-No.	Kg	Unit
painted	10127S	44.0	5
galvanized	10127VS	44.0	5



The universal foldingjacks from a height of 2.00 m have to be braced diagonally, see part-no. 11271 / 11272

## Hook

hook of bent round steel S 235 JR of diameter 10 mm, can be used for securing the height adjusting mechanism of all folding jacks



	Part-No.	Kg	Unit
galvanized	101953	0.8	1



### Crank-operated scaffolding jack K1200

the foot frame gives the scaffolding support stability on any ground, the height of the top frame can be adjusted as needed by turning the slip-on crank, you can find the crank further down in this product range (Part-No. 11280), the rotary movement of the crank is transformed into an up-and-down movement of the top frame by shaft and star wheel, supporting tube of 80 mm x 40 mm square tube, round tube sockets (Ø 48.3 mm) welded, on both sides hold the railing post as fall arrester or for mounting the top frame; Load: 1600 kg

Width: 1,20 m  
Height: 1.20 -1.95 m

	Art.-Nr.	kg	VPE
painted	10128	30.0	10
galvanized	10128V	31.0	10

Width: 1.20 m  
Height: 0.65 - 1.10 m

	Art.-Nr.	kg	VPE
painted	101281	26.0	10
galvanized	101281V	27.0	10



### Crank-operated scaffolding jack K1500 / 3

our crank-operated scaffolding support can be used for many applications in building construction, base made of square tube 50 mm x 50 mm, welded rigidly, base frame stands safely on any ground, the height of the top frame can be adjusted as needed by turning the slip-on crank, you can find the crank further down in this product range (Part-No. 11280), the rotary movement of the crank is transformed into an up-and-down movement of the top frame by shaft and star wheel, supporting tube of 80 mm x 40 mm square tube, round tube sockets (Ø 48.3 mm) welded on both sides hold the railing post as fall arrester or for mounting the top frame, this version already comes with a railing post as back guard for insertion in the side welded sockets, diagonal bracing of the crank-operated scaffolding supports is prescribed from 2.00 m height and higher, holders for the ends of the diagonal braces are welded at the bottom ends of the tube sockets. Load: 1600 kg

Suitable diagonal strut can be found further down in our product range. (Part-No.: 11271 / 11272)

Width: 1.50 m  
Height: 1.70 - 3.00 m

	Art.-Nr.	kg	VPE
painted	10130	42.0	1
galvanized	10130V	43.0	1



The universal foldingjacks from a height of 2.00 m have to be braced diagonally, see part-no. 11271 / 11272




## Crank-operated scaffolding jack K1500

our crank-operated scaffolding support can be used for many applications in building construction, base made of square tube 50 mm x 50 mm, welded rigidly, base frame stands safely on any ground, the height of the top frame can be adjusted as needed by turning the slip-on crank, you can find the crank further down in this product range (Part-No. 11280), the rotary movement of the crank is transformed into an up-and-down movement of the top frame by shaft and star wheel, supporting tube of 80 mm x 40 mm square tube, round tube sockets (Ø 48.3 mm) welded on both sides hold the railing post as fall arrester or for mounting the top frame; Load: 1600 kg

Width: 1.50 m  
Height: 1.20 - 1.95 m

	Part-No.	Kg	Unit
painted	10129	35.0	10
galvanized	10129V	36.0	10



## Diagonal strut

diagonal braces are used for stiffening crank-operated or universal scaffolding jacks, the hole of the brace at the end of the inner tube is hung in the appropriate construction at the top frame of the crank-operated or universal scaffolding jack and the bracket at the opposite end bolted to the foot of the second crank-operated or universal scaffolding jack, the connecting bracket is part of this article, the complete bracing assembly can be telescoped between 2.00 m and 2.60 m and is secured by captive pin

	Part-No.	Kg	Unit
painted	11271	6.0	1
galvanized	11272	6.0	1




## Bracket for diagonal strut

	Part-No.	Kg	Unit
painted	11281	0.5	1
galvanized	11282	0.5	1

## Top-mounted part

for insertion in the mounting socket of the crank-operated or universal scaffolding jack as fall arrester, steel tube construction of Ø 48.3 mm round tube with diagonal reinforcement, supporting crossbar of 80 mm x 40 mm square tube, height of the top mounted part: 1.00 m

	Part-No.	Kg	Unit	
<b>Painted</b>	width: 1.20 m	11273	13.5	1
	width: 1.50 m	11275	16.0	1
<b>Galvanized</b>	width: 1.20 m	11274	13.5	1
	width: 1.50 m	11276	16.0	1





### Crank handle

for operating the adjusting mechanism of crank-operated scaffolding jack, the square tube welded on one side is slipped on the profile of the axis of the base of the crank-operated scaffolding jack, the handle of the crank is rubberized for comfortable handling, mounting size: 25 mm x 25 mm

	Part-No.	Kg	Unit
galvanized	11280	1.5	1



### Railing post

for insertion in the socket of the crank-operated or universal scaffolding jack, steel tube construction of Ø 48.3 mm round tube with 2 welded hooks for mounting planks as fall arrester, the planks can be fixed in holes in the hooks, in which nails can be driven to fix the planks, the bottom hook is movable and holds skirting board for extra safety

Railing post height: 1.00 m


	Part-No.	Kg	Unit
painted	11277	3.5	1
galvanized	11277V	3.5	1



### Corner railing post

corner railing post has double the number of brackets welded in a 90° angle to each other so fall arresters can be installed around the corner, height of the corner railing post: 1.00 m above ground

	Part-No.	Kg	Unit
painted	11278	4.0	1
galvanized	11278V	4.0	1



### Scaffolding plank

according to DIN 4074 grade S10, thickness: 45 mm, width: 240 mm

	Part-No.	Kg	Unit
2500 mm	103025	15.0	30



### Wooden plank dry

according to DIN 4074, dried, planed, round edges, rectangular capped to measure, thickness: 30 mm, width: 150 mm

	Part-No.	Kg	Unit
2500 mm	103125	6.0	50



Special lengths on request



### Aluminium pipe vertical ladder

vertical ladder for all-purpose use on building sites or factories, made of aluminium for easy handling, vertical tubes made of Ø48 mm round tube, steps made of anti-slip aluminium profile 20 mm, width of steps: 0.37 m, total width: 0.47 m

	Part-No.	Kg	Unit
total height of ladder: 2.25 m	70701	10.0	10
total height of ladder: 3.08 m	70702	14.0	10



info.scan

### Aluminium ladder

ladder for various applications, made of aluminium for easy handling, vertical tubes made of T-profile, steps made of anti-slip aluminium profile approx. 40 mm deep, width of steps: 0.35 m, total width approx 0.40 m, with anti-slip rubber feet

	Part-No.	Kg	Unit
total height of ladder: 2.40 m	70703	9.0	10
total height of ladder: 3.00 m	70704	11.0	10



### Steel pipe vertical ladder

vertical ladder for all-purpose use on building sites or factories, sturdy steel construction, vertical tubes made of round tube Ø48 mm, steps made of square tube 20 mm x 20 mm, width of steps: 0.37 m, total width approx. 0.47 m galvanized

	Part-No.	Kg	Unit
total height of ladder: 2.25 m	70599	20.0	10
total height of ladder: 3.25 m	70600	30.0	10
total height of ladder: 4.25 m	70601	40.0	10
total height of ladder: 5.25 m	70602	49.0	10
total height of ladder: 6.25 m	70603	58.0	10



### Aluminium builders jack

for flexible treatment of various material in the factory or on building sites, made of aluminium for easy handling, with support plank of wood, foldable working height: 0.93 m, width: 0.64 m, support plank: 0.70 m x 0.10 m

	Part-No.	Kg	Unit
aluminium	10145	5.5	10



info.scan



**Builder's trestle „Combi“**

laterally and vertically telescoping steel tube construction with supporting crossbar of 50 mm x 50 mm square tube, side steplessly extensible in 2 steps between 1.50 m – 4.20 m, height adjustable in 4 steps in the working range from 0.55 m – 0.90 m, hole pitch approx. 10 cm, setting secured by captive pin, painted

width: 1.50 - 4.20 m  
height: 0.55 - 0.90 m

Part-No.	Kg	Unit
10140	25.5	5

**Builder's trestle „Combi N“**

rigid steel tube construction with supporting crossbar of 40 mm x 40 mm square tube, height adjustable in 4 steps in the working range from 0.55 m – 0.90 m, hole pitch approx. 10 cm, setting secured by captive pin, width of the supporting crossbar: 1.10 m, painted

width: 1.10 m  
height: 0.55 - 0.90 m

Part-No.	Kg	Unit
10141	11.0	5

**Builder's steps**

made of steel tube (Ø 26.9 mm), with steps of sturdy, anti-slip screen printed plate with weatherproof coating, step depth: 25 cm, the whole stepladder can be collapsed and needs very little space for storage or transport, the surfaces of the steel construction which contact the floor are protected by a rubber foot so that the stepladder can also be used in residential spaces. For universal use and easy to handle

**Painted, 2 steps:**

width: 1.00 m, height: 0.70 m  
width: 0.60 m, height: 0.70 m

Part-No.	Kg	Unit
10150	13.5	10
10151	10.5	10

**Galvanized. 2 steps:**

width: 1.00 m, height: 0.70 m  
width: 0.60 m, height: 0.70 m

10150V	13.5	10
10151V	10.5	10

**Painted. 3 steps:**

width: 0.60 m, height: 1.20 m  
width: 1.00 m, height: 1.20 m

10152	16.0	10
10154	20.0	10

**Galvanized. 3 steps:**

width: 0.60 m, height: 1.20 m  
width: 1.00 m, height: 1.20 m

10152V	16.0	10
10154V	20.0	10



info.scan

**Rubber foot**

for builder's steps

Part-No.	Kg	Unit
10153	0.2	12



info.scan

### Grounding bar

made of t-profile  
length: approx. 1.00 m, with drive-in tip, connecting lug with 3 bores for connecting ground cable, convenient for grounding worksite distribution boards

	Part-No.	Kg	Unit
galvanized	11189	4.1	100



info.scan

### Multi variable-safety clamp

as fall arrester when working at a height,  
the clamp can be mounted vertically on ceilings or horizontally on railings, mounting by thread and useful handle, rough adjustment by contour grips of movable wing for quick installation, insertion of railing posts after placing of clamps for a comfortable use, stable and safe steel construction

	Part-No.	Kg	Unit
galvanized	11191	6.3	10



### Multi variable-safety clamp

for insert in variable - safety clamp (part-no. 11191) made of round tube  $\varnothing$  33.7 mm, height: 1.00 m, 3 hooks for planks


	Part-No.	Kg	Unit
galvanized	11192	2.7	10



### Wooden plank dry

according to DIN 4074, dried, planed, round edges, rectangular capped to measure, thickness: 30 mm, width: 150 mm

	Part-No.	Kg	Unit
2500 mm	103125	6.0	50





### Guard rail clamp with wing nut

as fall arrester when working at a height, the clamp is pressed to the ceiling by the wing nut and can be used on ceilings up to 40 cm thickness, for arresting fall, planks can be installed in the 3 hooks provided. The planks can be fixed in holes in the hooks, in which nails can be driven to fix the planks

	Part-No.	Kg	Unit
galvanized	111933	7.0	10



### Guard rail clamp with adjustment by wedge

as fall arrester when working at a height, the clamp is pressed to the ceiling by the wedge and can be used on ceilings up to 40 cm thickness, the wedge produces the required pressure and is fixed to the clamp by a chain so that it is captive, for arresting fall, planks can be installed in the 3 hooks provided, the planks can be fixed in holes in the hooks, in which nails can be driven to fix the planks

	Part-No.	Kg	Unit
painted	11193	6.0	10
galvanized	11194	6.5	10



### Guard rail clamp with crank

as fall arrester when working at a height, the clamp is pressed against the ceiling by wedge produces the required pressure and is fixed to the clamp by a threaded rod and a nut, suitable for ceilings up to 40 cm thickness, the mechanical parts are installed inside the guard rail clamp for protection and long life, the guard rail clamp can be fixed easily by crank at a comfortable level, for arresting fall, a plank can be installed in the hook provided, the plank can be fixed in a hole in the hooks, in which a nail can be driven to fix the plank

	Part-No.	Kg	Unit
painted	111932	7.0	10
galvanized	111932V	7.0	10



## Bracket scaffolding

type 150 acc. to DIN 4420



info.scan

galvanized

Part-No.	Kg	Unit
11290	26.0	1



The carpenter's bracket scaffold can be used as scaffold group 2 according to DIN 4420. Use only as described in the supplied setup and application instructions.

## Corner bracket scaffolding

type 150 acc. to DIN 4420

galvanized

Part-No.	Kg	Unit
11291	40.0	1

## Top extension 1.00 m

for carpenter's bracket scaffold

galvanized

Part-No.	Kg	Unit
112901	4.5	1

galvanized

for corner bracketed scaffolding

Part-No.	Kg	Unit
112911	5.0	1

## Suspension shoe

for scaffold groups 1 - 4, perm load 18 kN

galvanized

Part-No.	Kg	Unit
11299	2.0	1

## Suspension shoe

for building corners, with rear angle

galvanized

Part-No.	Kg	Unit
11300	2.5	1

## Loop

for suspending bracket scaffold, diameter 10 mm

acc. to DIN 4420

Part-No.	Kg	Unit
11298	1.0	25



# Responsibility – we have Safety on construction sites is our focus.

The BG BAU is the statutory accident insurance company for the building industry and related service industries in Germany. We as company Schake support the fundamentals of BG Bau, are interested in safety on building sites and believe that we share responsibility for it.

We encourage safety in production and on building sites by providing new products. This helps avoiding accidents and loss of valuable workingtime. We will be glad to look at your work situation so that we can suggest improvements to safety at danger spots.

**It is as it has always been: Use of the right tool makes everything easier!!!**



In this respect, our distributors, building contractors and individual builders are our customers. We put the factor human in the focus of all we do.

Customer orientation and a friendly approach are matters of fact for us. We maintain our own field service so we never lose sight of our customers.

We consistently improve the quality of our work and respond with flexibility to changes in building site conditions.

We look for cost-effective solutions by economic, responsible and systematic work.

Competent specialists make quick, correct and plausible decisions.

Individual performance is rewarded.

We have a close and mutually trusting working relationship on all levels and practice efficient cooperation. Building contractors can tell us their needs so that we can work out a solution systematically.

We expedite the implementation process by defining targets and ensuring constant feedback.

Certificates, technical datasheets, general terms of business, products descriptions, etc. are available at the new Download Center in the internet:

[www.schake.com](http://www.schake.com)



Traffic safety

Infrastructure building

Mobile fence

Formwork

Building support safety

Storage - transport

Individual design

Rental

- Traffic safety
- Infrastructure building
- Mobile fence
- Formwork
- Building support safety
- Storage - transport
- Individual design
- Rental

# Storage - transport





Traffic safety

Infrastructure building

Mobile fence

Formwork

Building support safety

Storage - transport

Individual design

Rental



**Stackable pallet**

for universal use for the storage of long goods, vertical tubes are made of Ø 57 mm round tube, cross tubes of Ø 48.3 mm round tube, the pallet can carry loads up to 1.5 t, can be moved by fork-lift truck, platform floor truck or crane, the tulip shape of the feet gives the pallet stack stability, inside dimensions: 0.90 m x 0.70 m x 0.70 m

	Part-No.	Kg	Unit
painting	50100	19.0	5
galvanized	50102	20.0	5



**Stackable pallet**

for universal use for the storage of long goods, vertical tubes are made of Ø 57 mm round tube, cross tubes of Ø 48.3 mm round tube, with additional center welded cross tube, the pallet can carry loads up to 1.5 t, can be moved by fork-lift truck, platform floor truck or crane, the tulip shape of the feet gives the pallet stack stability, inside dimensions: 1.30 m x 0.70 m x 0.70 m

	Part-No.	Kg	Unit
painting	50110	25.0	5
galvanized	50120	26.0	5



## Stackable pallet

for universal use for the storage of long goods, vertical and cross tubes are made of  $\varnothing$  48.3 mm round tube, with additional center welded cross tube, the pallet can carry loads up to 1.5 t, can be moved by fork-lift truck, platform floor truck or crane, the tulip shape of the feet gives the pallet stack stability. Inside dimensions: 1.43 m x 0.87 m x 0.70 m


	Part-No.	Kg	Unit
painted	50150	26.0	9
galvanized	50160	27.0	9



## Stackable pallet

for universal use for the storage of long goods, vertical and cross tubes are made of  $\varnothing$  48.3 mm round tube, with 2 additional center welded cross tubes, the pallet can carry loads up to 1.5 t, can be moved by fork-lift truck, platform floor truck or crane, the tulip shape of the feet gives the pallet stack stability. Inside dimensions: 1.50 m x 0.87 m x 0.60 m

	Part-No.	Kg	Unit
painted	50200	27.0	9
galvanized	50210	28.0	9



## Stackable pallet for base plates

suitable for holding 21 base plates (3 base plates wide and 7 base plates high), vertical tubes and cross tubes made of 50 mm x 50 mm square tube, with additional center tube, can be handled by fork-lift truck, platform floor truck or crane, the tulip shape of the feet adds stability to the pallet stacks. Lashing strap for securing the base plates is part of the supply. Inside dimensions: 1.30 m x 0.63 m x 0.90 m

	Part-No.	Kg	Unit
painted	50380	32.0	1
galvanized	50380V	32.0	1



## Stackable pallet

for storage of scaffolding supports and formwork panels, with top-welded rings for transport by crane, the tulip shape of the feet gives the pallet stack stability, inside dimensions: 0.68 m x 0.52 m x 1.00 m

	Part-No.	Kg	Unit
painted	50141	25.0	5
galvanized	50142	26.0	5





### Stackable pallet

for universal use for the storage of long goods, vertical and cross tubes are made of square tube 50 x 40 mm, with additional center welded offset cross tube, the pallet can carry load up to 1.0 t, can be moved by fork-lift, platform floor truck or crane, the tulip shape of the feet gives the pallet stack stability, vertical tubes can be taken out and placed in the holder  
Inside dimensions: 1.20 m x 0.80 m x 0.70 m

	Part-No.	Kg	Unit
painted	50400-1	25.0	5
galvanized	50401-1	26.0	5



### Transport and storage pallet

large version, with 2 additional cross tubes, vertical and cross tubes are made of Ø 48.3 m round tube, can be moved by fork-lift truck and platform floor truck, the tulip shape of the feet gives the pallet stack stability.  
Inside dimensions: 1.00 m x 1.45 m x 1.06 m

	Part-No.	Kg	Unit
galvanized	50143	40.0	1



### Stackable pallet for transportation of 20 panel fences

with removable cross tubes for simple of loading / unloading, fork opening on both sides, safe transport by 8 welded guides, the panel fences are placed on welded elevated cross tubes, suitable for transport by fork-lift truck or crane, the tulip shape of the feet adds stability to the pallet stacks.  
Inside dimensions: 1.80 m x 1.10 m, cross tube height: 1.08 m

	Part-No.	Kg	Unit
galvanized	32001	67.0	5





## Stackable pallet

heavy design for construction sites, made of square tube 60 mm x 60 mm, with reinforced edges at cross bars, stackable, can be moved by crane and fork lift, one side low for easy un and uploading, compatible with euro pallet. Inside dimensions: 1.08 m x 0.68 m x 0.54 m

	Part-No.	Kg	Unit
galvanized	50118-1	38.0	1



## Stackable pallet

heavy design for construction sites, made of square tube 60 mm x 60 mm, with reinforced edges at cross bars, stackable, can be moved by crane and fork lift, one side low for easy un and uploading, compatible with euro pallet. Inside dimensions: 1.08 m x 0.68 m x 0.83 m

	Part-No.	Kg	Unit
galvanized	50118-2	44.0	1



## Mesh box pallet

heavy design for construction sites, made of square tube 60 mm x 60 mm, with reinforced edges at cross bars, stackable, can be moved by crane and fork lift, with welded mesh incl. Frame, one side low for easy un and uploading, robust wooden ground, compatible with euro pallet. Inside dimensions: 1.08 m x 0.68 m x 0.36 / 0.56 m

	Part-No.	Kg	Unit
galvanized	50118-3	60.0	1



## Storage and transport pallet

for all current twine poles, welded frame made of square tubes 60 mm x 60 mm x 3 mm, shape made of stable iron sheet, galvanized, twine poles can be taken out perfectly because of staggered positions, pallet can be moved by crane and forklift. Measures: 1200 mm x 800 mm x 820 mm, max. load: 1500 kg

	Part-No.	Kg	Unit
galvanized	50118-5	98.0	1





Traffic safety

Infrastructure building



**Storage and transport pallet for traffic panels**

vertical tubes made of 60 x 60 mm, cross tubes welded, can be moved by crane or forklift on 2 sides, frame can be combined with storage and base plate pallet part-no. 3B214-36.

Inside dimensions: 2.10 m x 1.00 m x 1.10 m

	<b>Part-No.</b>	<b>Kg</b>	<b>Unit</b>
galvanized	3B214-2	57.0	1

Mobile fence



**Stackable pallet of square tube 60 x 60 mm**

stackable pallet specifically for storage and transport of formwork props.

Inside dimensions: 1.43 m x 0.87 m x 0.69 m, welded, of square tube 60 mm x 60 mm, with particularly robust construction of the crane hook for transportation by crane. Fork-lift truck entry from all sides in the storage hall or on the building site

	<b>Part-No.</b>	<b>Kg</b>	<b>Unit</b>
galvanized	50115	52.0	1

Formwork

Building support safety



**Stackable pallet**

for universal use for the storage of long goods, vertical and cross tubes are made of Ø 48.3 mm round tube.

Inside dimensions: 4.00 m x 0.87 m x 0.60 m, with 4 additional center welded cross tubes, the pallet can carry loads up to 1.5 t, can be moved by fork-lift truck, platform floor truck or crane, the tulip shape of the feet gives the pallet stack stability

	<b>Part-No.</b>	<b>Kg</b>	<b>Unit</b>
galvanized	50200-40	55.0	1


Storage - transport

Individual design

Rental



# Stackable pallet



## Stackable pallet

for universal use for the storage of long goods, can be moved by crane or fork lift, very heavy construction made of square tube, stackable.

Inner dimension: length: 3.80 m, width: 0.50 m, height: 0.40 m

Outer dimensions: length: approx. 4.00 m, width: 0.70 m, height: 0.56 m


	Part-No.	Kg	Unit
galvanized	50212	94.0	1



## We design and produce your special pallet!

Our customers are active in many industries and other areas where they face different challenges. Versatile products and different applications entail individual requirements in storage equipment.

To enable us to develop the optimum storage equipment for you, our experts invest their experience for your benefit to develop a solution for you together with you.



## Come up with your ideas!

## The best way for your optimized storage-solution

Traffic safety

Infrastructure building

Mobile fence

Formwork

Building support safety

Storage - transport

Individual design

Rental

**Pallet for crowd barrier**

for easy transportation, particularly for crowd barrier, of sturdy square tube, vertical bars can be removed, galvanized

	Part-No.	Kg	Unit
size: 1400 x 575 x 825 mm	419.05	52.0	1
size: 900 x 775 x 825 mm	419.07	36.5	1

**Solid wall pallet**

for universal use in storage, vertical and cross tubes made of  $\varnothing$  48.3 mm round tube, inside dimensions: 1.43 m x 0.87 m x 0.50 m, solid wall pallet can hold up to 1.5 t of load, suitable for transport by fork-lift truck, platform floor truck or crane, the shape of the feet adds stability to the stack, 4 containers are possible in a stack

	Part-No.	Kg	Unit
painted	50321	67.0	1
galvanized	50322	69.0	1

**Mesh box pallet**

for universal use in storage, vertical tubes made of  $\varnothing$  57 mm round tube, cross tubes of  $\varnothing$  48.3 mm round tube, inside dimensions: 1.30 m x 0.70 m x 0.50 m, mesh box pallet can hold up to 1.5 t of load, suitable for transport by forklift truck, platform floor truck or crane, the shape of the feet adds stability to the mesh box pallet stack

	Part-No.	Kg	Unit
painted	50300	64.0	1
galvanized	50310	66.0	1

**Mesh box pallet**

for universal use in storage, vertical tubes and cross tubes of  $\varnothing$  48.3 mm round tube, inside dimensions: 1.43 m x 0.87 m x 0.50 m, mesh box pallet can hold up to 1.5 t of load, suitable for transport by fork-lift truck, platform floor truck or crane, the shape of the feet adds stability to the mesh box pallet stack

	Part-No.	Kg	Unit
painted	50320	67.0	1
galvanized	50330	69.0	1

**Mesh box pallet**

for universal use in storage, vertical tubes and cross tubes of  $\varnothing$  48.3 mm round tube, inside dimensions: 1.50 m x 0.87 m x 0.50 m, mesh box pallet can hold up to 1.5 t of load, suitable for transport by fork-lift truck, platform floor truck or crane, the shape of the feet adds stability to the mesh box pallet stack

	Part-No.	Kg	Unit
painted	50340	69.0	1
galvanized	50350	71.0	1

**Solid wall pallet**

for versatile everyday use in industry and trade, very sturdy design for high loads, dimensions: 1.00 m x 0.80 m, load: 1.5 t

	Part-No.	Kg	Unit
painted	50180	51.0	1
galvanized	50181	53.0	1



### Mesh box pallet

very robust pallet made of square tube 60 x 60 mm, with welded mesh and wooden bottom plate for storing small components and accessories on-site, inner dimensions: 1.43 x 0.87 x 0.69 m, with very robust hooks for crane transportation, can be handled from all sides for a flexible use on-site, can be combined with our transport pallet 50115, stackable



galvanized

Part-No.	Kg	Unit
50215	90.0	1



### Transport box for base plates

mesh box, for storage and transport of all kinds of mobile fence feet. 4 sides and bottom of steel grating with Ø 4 mm wires. One long side removable for ease of loading and unloading the box. Loading: 5 base plates side by side, 7 feet stacked. The transport box is stackable and can be moved by fork-lift truck or crane. In addition to the main purpose, the transportation of base plates, the box can be used for storing all kinds of building material or tools. Inside dimensions: 1.43 m x 0.87 m x 0.94 m

galvanized

Part-No.	Kg	Unit
3B231	96.0	1



## Your individual logo lasered into your storage-box or pallet!

A clear marking or your products is on one hand an important factor to avoid theft and confusion on the site, on the other hand it is a great option to use the area on your products as advertising area.

Please ask for our options to individualize your product! Many things are possible and we would love to hear your ideas, how we can mark your product the best possible way for you!





**Frame for wheelbarrow type „Geselle“**

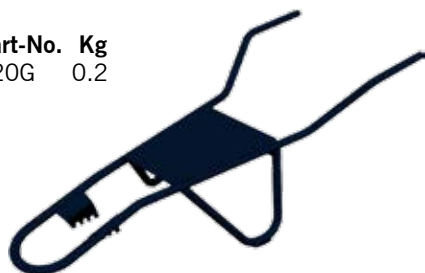
strong tubular frame made of Ø 32 x 1.0 mm welded, for universal use on construction or in the garden, with integrated bent handlebar, ideal position of handles (incl. plastic handles) for safe transport although with high weight, with steel sheets for screwing on pan, adjustment of wheel in 3 ways powder coated RAL 5004

Part-No.	Kg	Unit
52101G	6.5	10

Handles:



Part-No.	Kg
520G	0.2



**Frame for wheelbarrow type „Polier“**

strong tubular frame made of Ø 32 x 1.5 mm welded, with integrated bent handlebar, for universal use on construction sites, ideal position of handles (incl. plastic handles) for safe transport although with high weight, with doubled bottom to save pan, adjustment of wheel in 3 ways powder coated RAL 5004

Part-No.	Kg	Unit
52111G	9.9	10

**Flat pan galvanized, 85l**

for frames part-no. 52101G and 52111G, by included mounting material pans will be screwed on frames



	Part-No.	Kg	Unit
galvanized, 1.00 mm	520F10	6.0	10
galvanized, 1.25 mm	520F12	7.5	10

**Deep pan galvanized, 90l**

for frames part-no. 52101G and 52111G by included mounting material pans will be screwed on frames



	Part-No.	Kg	Unit
galvanized, 1.00 mm	520T10	6.0	10
galvanized, 1.25 mm	520T12	8.0	10

**Pan support**

pan support Ø 32 mm, to be fixed by included mounting material with frame and pan, powder coated RAL 5004



Part-No.	Kg	Unit
520M	1.5	1

**Polyurethanewheel for wheelbarrow**

PU wheel 400/100 yellow on galvanized steel rim with bearings for all current wheelbarrow frames; axle Ø 17 mm incl.



Part-No.	Kg	Unit
520P	2.9	1

**Inflatable tire for wheelbarrow**

inflatable tire 400/100 black on galvanized steel rim with bearings for all current wheelbarrow frames; axle Ø 17 mm incl.



Part-No.	Kg	Unit
520R	2.3	1

Complete axle:

incl. 2 nuts and 4 shims



Part-No.	Kg
520A	0.3



## Wheelbarrow type „Geselle“

strong tubular frame made of  $\varnothing 32 \times 1.0$  mm welded, for universal use on construction or in the garden with integrated bent handlebar, ideal position of handles (incl. plastic handles) for safe transport although with high weight, with steel sheets for screwing on pan, adjustment of wheel in 3 ways, powder coated RAL 5004, with **flat pan 85 I**, sheet thickness: 1.00 mm

Mounted:	Part-No.	Kg	Unit
without pan support with inflatable tire	52100	15.1	1
without pan support with PU wheel	52100P	15.7	1

Unmounted:	Part-No.	Kg	Unit
without pan support with inflatable tire	53100	15.1	1
without pan support with PU wheel	53100P	15.7	1



## Wheelbarrow type „Geselle“

strong tubular frame made of  $\varnothing 32 \times 1.0$  mm welded, for universal use on construction or in the garden with integrated bent handlebar, ideal position of handles (incl. plastic handles) for safe transport although with high weight, with steel sheets for screwing on pan, adjustment of wheel in 3 ways, powder coated RAL 5004, with **deep pan 90 I**, sheet thickness: 1.00 mm

Mounted:	Part-No.	Kg	Unit
without pan support with inflatable tire	52102	15.1	1
without pan support with PU wheel	52102P	15.7	1
with pan support with inflatable tire	52101	16.6	1
with pan support with PU wheel	52101P	17.2	1

Unmounted:	Part-No.	Kg	Unit
without pan support with inflatable tire	53102	15.1	1
without pan support with PU wheel	53102P	15.7	1
with pan support with inflatable tire	53101	16.6	1
with pan support with PU wheel	53101P	17.2	1





**Wheelbarrow type „Polier“**

strong tubular frame made of Ø 32 x 1.5 mm welded, with integrated bent handlebar, for universal use on construction sites, ideal position of handles (incl. plastic handles) for safe transport although with high weight, with doubled bottom to save pan, adjustment of wheel in 3 ways, powder coated RAL 5004, with **flat pan 85 I**, sheet thickness: 1.25 mm



Mounted:	Part-No.	Kg	Unit
without pan support with inflatable tire	52110	20.0	1
without pan support with PU wheel	52110P	20.6	1

Unmounted:	Part-No.	Kg	Unit
without pan support with inflatable tire	53110	20.0	1
with pan support with inflatable tire	53110P	20.6	1



**Wheelbarrow type „Polier“**

strong tubular frame made of Ø 32 x 1.5 mm welded, with integrated bent handlebar, for universal use on construction sites, ideal position of handles (incl. plastic handles) for safe transport although with high weight, with doubled bottom to save pan, adjustment of wheel in 3 ways, powder coated RAL 5004, with **deep pan 90 I**, sheet thickness: 1.25 mm

Mounted:	Part-No.	Kg	Unit
without pan support with inflatable tire	52112	20.5	1
without pan support with PU wheel	52112P	21.1	1
with pan support with inflatable tire	52111	22.0	1
with pan support with PU wheel	52111P	22.6	1

Unmounted:	Part-No.	Kg	Unit
without pan support with inflatable tire	53112	20.5	1
without pan support with PU wheel	53112P	21.1	1
with pan support with inflatable tire	53111	22.0	1
with pan support with PU wheel	53111P	22.6	1





## Tubular steel hand truck 250

carries 250 kg, steel rim, safety handles, plate size: 415 mm x 275 mm

	Part-No.	Kg	Unit
- With inflatable tire 260 / 85	51902	8.0	1

## Tubular steel hand truck 300

carries 250 kg, safety handles, plate size: 415 mm x 225 mm, wheel guard

Versions	Part-No.	Kg	Unit
- Inflatable tire 260 / 85 on steel rim	51901	12.0	1
- Solid tire 250 / 50 on plastic rim	51901VO	12.0	1

## Euro-pallet

the european four-way-entry-pallet (Euro-pallet) made of wood is one of the most important package items in economy. It is under the provisions of european palletpool and obligated for indications



### Basic information:

- dimensions: 800 mm x 1200 mm x 144 mm
- max. load: approx. 1500 kg
- weight: approx. 25 kg
- according to: UIC-norm 435-2, belongs to DIN 15146-2

Part-No.	Kg	Unit
50375	25.0	1

## Euro-mesh box pallet


the european mesh box pallets made of steel are ideal for transport of bulky and non-packed goods. They are stackable and caused by high stability they are often used in storage for manufactures



### Basic information:

- dimensions: 800 mm x 1200 mm x 970 mm
- max. load: 1500 kg
- weight: approx. 70 - 85 kg
- loading volume: 0.75 m<sup>3</sup>
- according to: UIC-Norm 435-3; belongs to DIN 15155

	Part-No.	Kg	Unit
Painted	50370	70.0	1



# Crane and loading fork, automatic weight compensation

- The models comply with UUV accident prevention regulations, applicable norms and guide lines
- Weight is balanced automatically
- Adjustable forks and height adjustment
- Easy setting of forks to all pallet sizes
- Forks can be pushed together for transport of coils and rings
- 4 m long safety chain to latch the load is part of the supply



## **i** Operation:

With these models, the forks turn upward when the load is taken up. In this way, the load cannot slip accidentally. The lifting eye is pivotably supported in a chassis sub-frame. When a load is taken up by the fork, a gas strut takes care of the automatic weight compensation. This ensures that the hang point is always at the center of gravity of the fork and the loads can be moved safely. The self-compensation function is only available if at least 20% of the carrying power is utilized.

## **i** Technical features:



Part-No.	Carrying power	Fork adjustment	Useful height	Fork length	Fork cross sectional area	Total height	Weight
1500	1500 kg	350 - 900 mm	1300 - 2000 mm	1000 mm	100 mm	1600 - 2300 mm	150 kg
2000	2000 kg	400 - 900 mm	1300 - 2000 mm	1000 mm	120 mm	1640 - 2340 mm	200 kg




### Crane and loading fork 1500

	Part-No.	Kg	Unit
painted	50K15	150.0	1
galvanized	50K15V	150.0	1

### Crane and loading fork 2000

	Part-No.	Kg	Unit
painted	50K20	200.0	1
galvanized	50K20V	200.0	1





## Lashing strap, one-piece, with clamping lock

of polyester acc. to DIN EN 121965-2

Part-No.	Belt width	Traction/daN	Length	Kg	Unit
50251-4K	25.00 mm	200 / 400	4.00 m	0.19	25
50251-6K	25.00 mm	200 / 400	6.00 m	0.26	25
50251-8K	25.00 mm	200 / 400	8.00 m	0.33	25



## Lashing strap, one-piece, with ratchet

of polyester acc. to DIN EN 121965-2

Part-No.	Belt width	Traction/daN	Length	Kg	Unit
50251-4	25.00 mm	250 / 500	4.00 m	0.30	25
50251-5	25.00 mm	250 / 500	5.00 m	0.32	25
50251-6	25.00 mm	250 / 500	6.00 m	0.35	25
50251-4P	25.00 mm	400 / 800	4.00 m	0.30	50
50251-6P	25.00 mm	400 / 800	6.00 m	0.35	50
50251-8P	25.00 mm	400 / 800	8.00 m	0.40	50
50251-4PP	25.00 mm	500 / 1000	4.00 m	0.32	25
50251-6PP	25.00 mm	500 / 1000	6.00 m	0.38	25
50251-8PP	25.00 mm	500 / 1000	8.00 m	0.44	25
50351-4	35.00 mm	1000 / 2000	4.00 m	0.68	10
50351-6	35.00 mm	1000 / 2000	6.00 m	0.80	10
50351-8	35.00 mm	1000 / 2000	8.00 m	0.92	10
50501-6	50.00 mm	2000 / 4000	6.00 m	1.60	10
50501-8	50.00 mm	2000 / 4000	8.00 m	1.81	10
50501-6P	50.00 mm	2500 / 5000	6.00 m	1.81	10
50501-8P	50.00 mm	2500 / 5000	8.00 m	2.05	10
50751-8	50.00 mm	5000 / 10000	8.00 m	5.91	5



Taking less than 1 unit on request



**Lashing strap, 2-part, with ratchet**

of polyester acc. to DIN EN 121965-2 ; Ergo = long-handle ratchet

Part-No.	Belt width	Traction/daN	Length	Kg	Unit
50252-4	25.00 mm	250 / 500	4.00 m	0.41	25
50252-5	25.00 mm	250 / 500	5.00 m	0.44	25
50252-6	25.00 mm	250 / 500	6.00 m	0.47	25
50252-4P1	25.00 mm	400 / 800	4.00 m	0.37	25
50252-6P1	25.00 mm	400 / 800	6.00 m	0.42	25
50252-8P1	25.00 mm	400 / 800	8.00 m	0.47	25
50252-4P2	25.00 mm	500 / 1000	4.00 m	0.46	25
50252-6P2	25.00 mm	500 / 1000	6.00 m	0.53	25
50252-8P2	25.00 mm	500 / 1000	8.00 m	0.59	25
50352-4	35.00 mm	1000 / 2000	4.00 m	0.96	10
50352-6	35.00 mm	1000 / 2000	6.00 m	1.08	10
50352-8	35.00 mm	1000 / 2000	8.00 m	1.20	10
50502-6	50.00 mm	2000 / 4000	6.00 m	2.19	10
50502-8	50.00 mm	2000 / 4000	8.00 m	2.40	10
50502-8ERGO	50.00 mm	2000 / 4000	8.00 m	2.76	8
50502-10ERGO	50.00 mm	2000 / 4000	10.00 m	2.97	8
50502-6P	50.00 mm	2500 / 5000	6.00 m	2.33	5
50502-8P	50.00 mm	2500 / 5000	8.00 m	2.60	5
50502-10P	50.00 mm	2500 / 5000	10.00 m	2.85	5
50502-8PERGO	50.00 mm	2500 / 5000	8.00 m	3.00	8
50502-10PERGO	50.00 mm	2500 / 5000	10.00 m	3.90	8
50752-8	75.00 mm	5000 / 10000	8.00 m	6.75	5



Taking less than 1 unit on request


**Edge protection**

protects from sharp edges and abrading surfaces

Model	Part-No.	Material	For belt width	Angle	Total width	Leg length	Kg	Unit
1	50KS01	PE	50.00 mm	90°	135 mm	90 mm	0.08	320
2	50KS02	PU	50.00 mm	flexibel	100 mm	140mm	0.14	200
3	50KS03	PE	50.00 mm	90°	135 mm	90 mm	0.07	320
4	50KS05	PE	75.00 mm	100°	145 mm	179 x 131.5 mm	0.23	300
5	50KS07	PVC	50.00 mm	Schlauch	75 mm	250 mm	0.084	360
6	50KS10	HDPE	alle Varianten	90°	1000 mm	190 mm	2.15	70
7	50KS04	Metall	65.00 mm	84°	125 mm	85 x 70 mm	0.34	300



Taking less than 1 unit on request





## Anti-slip mats

reduces slipping of cargo on load platforms and at other places. A good anti-slip mat can provide up to 60% of safety of the loaded cargo.

- Made of highly compressed recycled material
- Secures the load due to a high dynamic friction coefficient > 0.6
- Temperature range -40°C to +115°C

Part-No.	Variation	Sizes	Thickness	Kg	Unit
50KS08	Packed in a roll	5 m / width: 250 mm	8.00 mm	8.20	1
50KS09	Pc.	200 mm x 100 mm	8.00 mm	0.13	168



Taking less than 1 unit on request

## Endless sling with double sheath

made of heavy-duty fabric – acc. to DIN 1492-2 safety factor: 7:1, material 100 % polyester, easy to handle, light-weight and insensitive to heat, cold and moisture; temperature range: -40°C to +100°C. For safe lifting of loads

Part-No.	Belt width	Lifting force	Circumference	Usable length	Kg	Unit
50001-12	37.00 mm	1000 kg	2.00 m	1.0 m	0.30	50
50001-1.5/3	37.00 mm	1000 kg	3.00 m	1.5 m	0.39	25
50001-24	37.00 mm	1000 kg	4.00 m	2.0 m	0.60	25
50001-2.5/5	37.00 mm	1000 kg	5.00 m	2.5 m	0.63	10
50001-36	37.00 mm	1000 kg	6.00 m	3.0 m	0.85	10
50001-48	37.00 mm	1000 kg	8.00 m	4.0 m	1.00	10
50002-12	37.00 mm	2000 kg	2.00 m	1.0 m	0.45	50
50002-1.5/3	37.00 mm	2000 kg	3.00 m	1.5 m	0.70	25
50002-24	37.00 mm	2000 kg	4.00 m	2.0 m	0.88	25
50002-2.5/5	37.00 mm	2000 kg	5.00 m	2.5 m	1.16	10
50002-36	37.00 mm	2000 kg	6.00 m	3.0 m	1.30	10
50002-48	37.00 mm	2000 kg	8.00 m	4.0 m	1.84	10
50003-12	44.00 mm	3000 kg	2.00 m	1.0 m	0.63	25
50003-1.5/3	44.00 mm	3000 kg	3.00 m	1.5 m	0.92	25
50003-24	44.00 mm	3000 kg	4.00 m	2.0 m	1.24	25
50003-2.5/5	44.00 mm	3000 kg	5.00 m	2.5 m	1.63	10
50003-36	44.00 mm	3000 kg	6.00 m	3.0 m	1.53	10
50003-48	44.00 mm	3000 kg	8.00 m	4.0 m	2.60	10



	WLL 1,0 t
	WLL 2,0 t
	WLL 3,0 t
	WLL 4,0 t
	WLL 5,0 t
	WLL 6,0 t
	WLL 8,0 t
	WLL 10,0 t



Taking less than 1 unit on request



Color	One sling / one hoisting band					Two slings / two hoisting bands			
	Direct	Strung	Applied around, wound around			Direct	Strung	Direct	Strung
	0°	0°	0°	till 45°	45° - 60°	till 45°		45° - 60°	
Violet	1.000	800	2.000	1.400	1.000	1.400	1.120	1.000	800
Green	2.000	1.600	4.000	2.800	2.000	2.800	2.240	2.000	1.600
Yellow	3.000	2.400	6.000	4.200	3.000	4.200	3.360	3.000	2.400
Grey	4.000	3.200	8.000	5.600	4.000	5.600	4.480	4.000	3.200
Red	5.000	4.000	10.000	7.000	5.000	7.000	5.600	5.000	4.000
Brown	6.000	4.800	12.000	8.400	6.000	8.400	6.720	6.000	4.800
Blue	8.000	6.400	16.000	11.200	8.000	11.200	8.960	8.000	6.400
Orange	10.000	8.000	20.000	14.000	10.000	14.000	11.200	10.000	8.000



Traffic safety

Infrastructure building

Mobile fence

Formwork

Building support safety

Storage - transport

Individual design

Rental

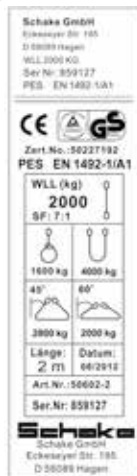


**Lifting band**

with reinforced eyes at the ends – acc. to DIN 1492-1 safety factor: 7:1, material 100 % polyester with special reinforcement – reduced elongation. Easy to handle, light weight and insensitive to heat, cold or moisture; temperature range: -40°C bis +100°C, for safe lifting of load

Part-No.	Belt width	Lifting force	Usable length	Kg	Unit
50301-1	30 mm	1000 kg	1.00 m	0.23	25
50301-2	30 mm	1000 kg	2.00 m	0.40	25
50301-3	30 mm	1000 kg	3.00 m	0.58	25
50301-4	30 mm	1000 kg	4.00 m	0.77	10
50301-5	30 mm	1000 kg	5.00 m	0.93	10
50301-6	30 mm	1000 kg	6.00 m	1.10	10
50301-8	30 mm	1000 kg	8.00 m	1.43	10
50602-1	60 mm	2000 kg	1.00 m	0.44	25
50602-2	60 mm	2000 kg	2.00 m	0.85	25
50602-3	60 mm	2000 kg	3.00 m	1.14	25
50602-4	60 mm	2000 kg	4.00 m	1.55	10
50602-5	60 mm	2000 kg	5.00 m	1.90	10
50602-6	60 mm	2000 kg	6.00 m	2.25	10
50602-8	60 mm	2000 kg	8.00 m	2.50	10
50903-1	90 mm	3000 kg	1.00 m	0.69	10
50903-2	90 mm	3000 kg	2.00 m	1.24	10
50903-3	90 mm	3000 kg	3.00 m	1.79	10
50903-4	90 mm	3000 kg	4.00 m	2.45	10
50903-5	90 mm	3000 kg	5.00 m	2.98	5
50903-6	90 mm	3000 kg	6.00 m	3.53	5
50903-8	90 mm	3000 kg	8.00 m	4.63	5

- WLL 1,0 t
- WLL 2,0 t
- WLL 3,0 t
- WLL 4,0 t
- WLL 5,0 t
- WLL 6,0 t
- WLL 8,0 t
- WLL 10,0 t



**i** Taking less than 1 unit on request



## Covering net

made of polypropylene, no knots; mesh width: 45 mm, with rubber cord all around, rope Ø 3 mm, color: green. Particularly suitable for the safe transportation of small items, bulk material and bulky goods on platforms and cartrailers

### Dekra-certified

Part-No.	Sizes	Kg	Unit
501522	1.50 x 2.20 m	0.83	28
502025	2.00 x 2.50 m	1.20	20
502030	2.00 x 3.00 m	0.95	10
502035	2.00 x 3.50 m	1.63	20
502535	2.50 x 3.50 m	1.45	16
502540	2.50 x 4.00 m	2.35	8
503035	3.00 x 3.50 m	1.70	15
503040	3.00 x 4.00 m	1.90	12



Taking less than 1 unit on request

## Covering net


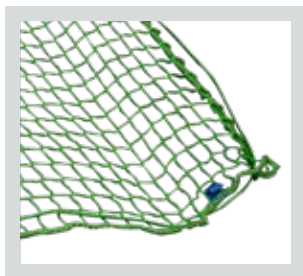
made of polypropylene, firm edge; mesh width: 45 mm, (without rubber cord), rope Ø 3 mm, color: green

### Dekra-certified

Part-No.	Sizes	Kg	Unit
503050	3.00 x 5.00 m	2.40	10
503060	3.00 x 6.00 m	2.90	5
503070	3.00 x 7.00 m	3.40	5
503080	3.00 x 8.00 m	3.85	8
503550	3.50 x 5.00 m	2.82	10
503570	3.50 x 7.00 m	3.95	5



Taking less than 1 unit on request







Traffic safety

Infrastructure building

Mobile fence

Formwork

Building support safety


Storage - transport

Individual design

Rental



Traffic safety



Infrastructure building



Mobile fence

Formwork



Building support safety

Storage - transport

## Optimized product solutions, custom-made for your requirements

Our manifold productrange requires a complex and high-duty machine-park, which we use next to manufacture our catalogue products for special custom needs.

By using various material in our production like:

- Steel (different types)
- Stainless steel V2A/V4A
- Aluminium
- Plastic material
- Wood
- Concrete

We can fulfill your product requirements.

We have optimized our production in that way that we can also design and produce minimal amounts or prototypes.

Take the opportunity and contact us.

### Your requirements in daily business



You got a new idea and need some help in realization?

You already have a final conception and you are looking for support in manufacturing?



With pleasure we support you in designing a sample.

We go with your project to the final product.



Individual design

Rental



The treatment of raw-material is handled in our production by:

- 3D laser-cutting-technologies
- Various welding processes
- Different bending machines
- Sawing, pressing, stamping, edge bending
- Forging
- painting and powder-coating



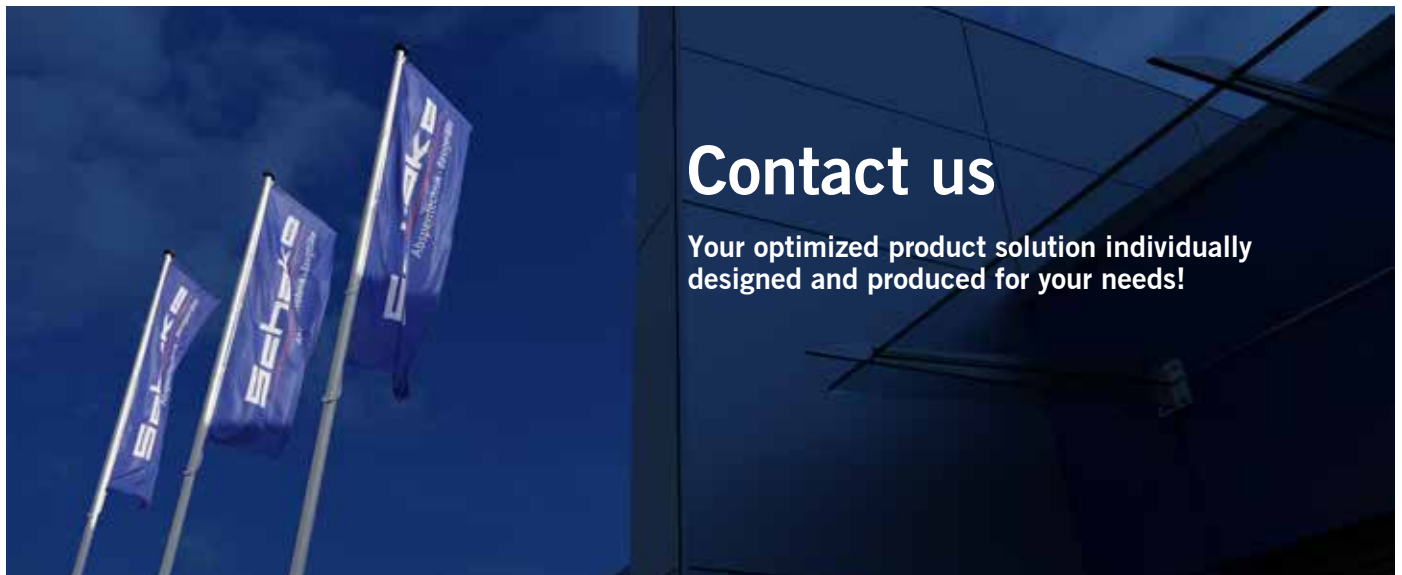
Our skilled staff takes care on you as our customer – our most important component – and has the focus also on the products in our specialized manufacturing process .

We are looking forward to discuss your requests and develop the best result together with you.

We will support you in development of new products with our team from the first idea to the finished product.

- Identify unknown needs
- Generate products and ideas
- Testing innovative products
- Marketing for bringing them onto the market

Product-life-cycles getting shorter, and the success from yesterday is not a guarantee for success for tomorrow. Let's be creative together, to find the best optimum products for a great future!



## Contact us

Your optimized product solution individually designed and produced for your needs!



Do you have a short-term demand on building equipment or do you want to offer your clients an additional rental service?

This means for you:

- best availability and flexibility with constant product quality
- variable possibilities for application and on time delivery
- you can expand your line of business through additional rental service
- renting as needed instead of buying: better to calculate - no investment risk
- less effort and no storage costs
- takeover rental at fair terms
- individual rental equipment periods (from 30 days)
- increase of sales through additional service

You can acquire additional customer groups and offer an additional service to existing customers.



# The way to rent!

## We support our customers with our rental business

The **Schake rental concept** is an economical alternative for large-scale projects and a suitable solution for building site security. For you this means a very good availability and maximum flexibility.

As your strong business partner, you benefit from constant quality of our products in the rent assortment, with our fully service from order entry to deliver and pick up.



### Order entry:

- After placing your order, we take care of the logistics
- We offer you a transparency in the handling and cost structure

### Delivery:

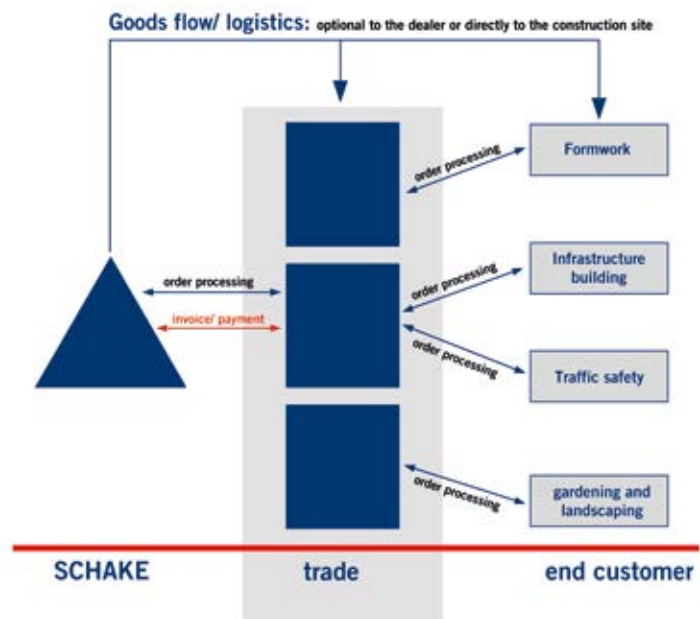
- Due to the high competence of our logistic partner, you will get all the rental products to the right time and place

### We deliver:

- To the customers storage location
- To the end user
- Directly to the construction site

### Handling at the end customer:

- Delivery and collection by our logistic partners
- Unloading and loading of goods by the customer or enduser





## Disinfectant dispenser

for casting in concrete or insert in TL-feet, made of square tube 60 x 60 mm, overall height approx. 1.30 m, galvanized

	Part-No.	Kg	Unit
dispenser with sensor, contactless	60112	6.5	1
dispenser with control lever	60112K	6.5	1

## Disinfectant dispenser

with ground socket for casting in concrete, made of square tube 70 x 70 mm, height above ground approx. 0.90 m, galvanized

	Part-No.	Kg	Unit
dispenser with sensor, contactless	60112Z	14.5	1
dispenser with control lever	60112ZK	14.5	1

## Disinfectant dispenser

with adaptation for screwing on mobile fences, crowd barriers or racks, range of Ø 33 mm to Ø 60 mm, galvanized

	Part-No.	Kg	Unit
dispenser with sensor, contactless	60113	7.5	1
dispenser with control lever	60113K	7.5	1

## Disinfectant dispenser

for indoor areas, convenient for offices, factory premises, fairs, made of square tubes 100 xx100 mm, overall height approx. 0.95 m, powder-coated white

	Part-No.	Kg	Unit
dispenser with sensor, contactless	60110B	16.0	1
dispenser with control lever	60110BK	16.0	1

## Disinfectant receptacle

inner part of disinfectant dispenser for refill

	Part-No.	ltr.	Unit
contactless dispenser with sensor	60212	1.0	1
dispenser with control lever	60212K	0.5	1

## Disinfectant

for refilling

Part-No.	ltr.	Unit
60211	1.0	1



## Schake Specials



Folding rule  
Part-No. 60900



Traffic cone bag  
Part-No. 60904



Utility knife  
Part-No. 60901



High-visibility vest  
Part-No. 60905



USB - adapter  
Part-No. 60902



Umbrella  
Part-No. 60906




Jersey  
Part-No. 60903



CAP  
Part-No. 60907

# Schake

Urban Equipment · Building Equipment



Urban Equipment

Building Equipment